

Overview of the Public Opinion Survey on Social Awareness

April 2017
Public Relations Office, Cabinet Office
The Government of Japan

- Survey target:** 10,000 Japanese nationals of age 18 years or above nationwide
Valid responses: 5,993 people (Response rate: 59.9%)
- Survey period:** 19 January - 5 February 2017 (Face-to-face interviews conducted by survey officers)
- Objectives:** To survey the trends for the fundamental awareness of people toward society and the country, and to use the data as basic material for general administrative purposes.
- Survey items**
1. Relationship with the country and society
 2. Awareness of the current state of society
 3. Evaluation of the government's policies
- Track record:** In principle, the survey has been conducted every fiscal year since FY1968, this being the 46th survey.

(Since the survey for FY2006, the respondents are informed that the survey is conducted by the Cabinet Office.)

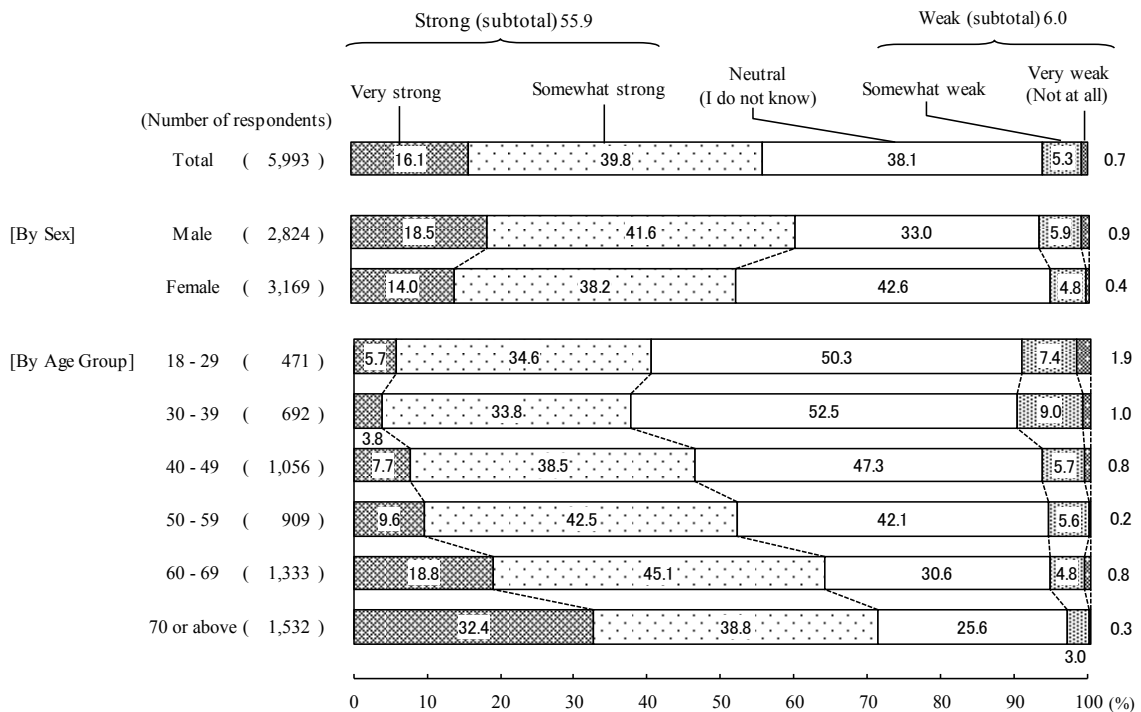
* Attention should be paid when simply comparing the results of this survey to that of the past, for the targets' age has been lowered from 20 years or above to 18 years or above from this survey.

1. Relationship with the Country and Society

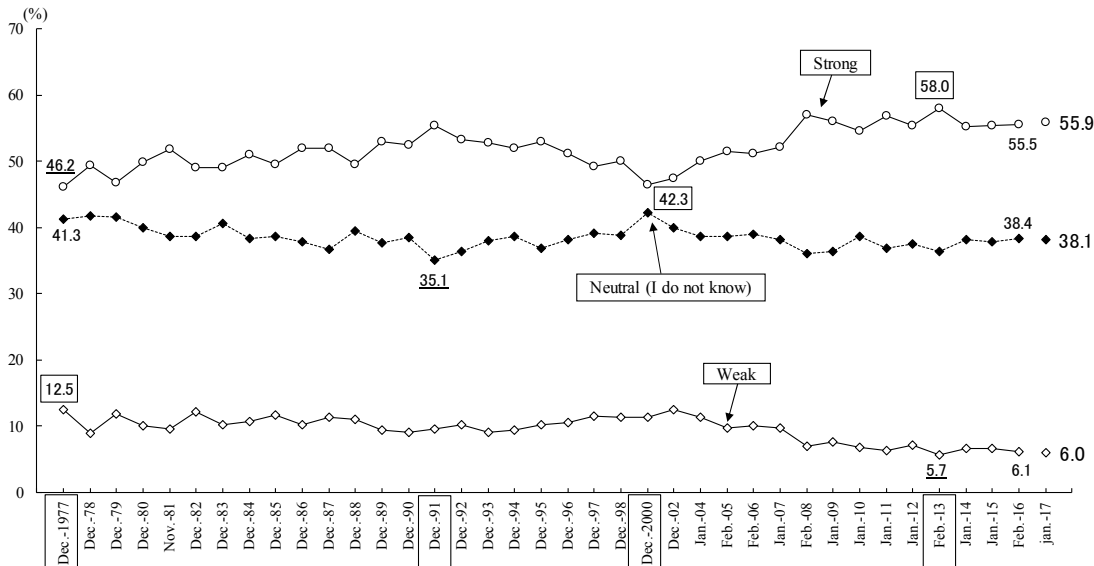
(1) Feelings of love for the country

Q1 This question concerns your feelings of “love for the country.” Compared to other people, do you think that you have strong feelings of “love for the country”, or weak feelings of “love for the country?” Please select one answer from the following.

	January 2017	(Ref.) February 2016
• Strong (subtotal)	55.9%	55.5%
• Very strong	16.1%	16.2%
• Somewhat strong	39.8%	39.3%
• Neutral (I do not know)	38.1%	38.4%
• Weak (subtotal)	6.0%	6.1%
• Somewhat weak	5.3%	5.5%
• Very weak (Not at all)	0.7%	0.6%



Reference: Feelings of love for the country (Time Series)

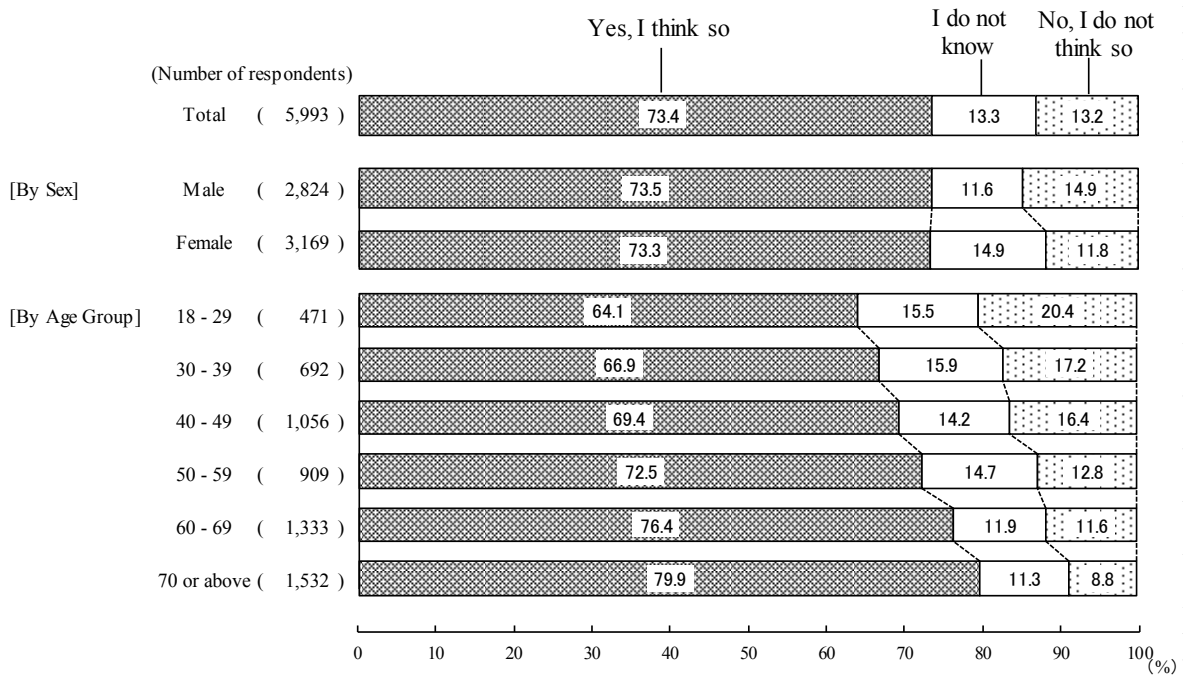


(Note) Targets' age up to February 2016 survey were 20 years or above ; targets' age from January 2017 are 18 years or above (the same hereinafter).

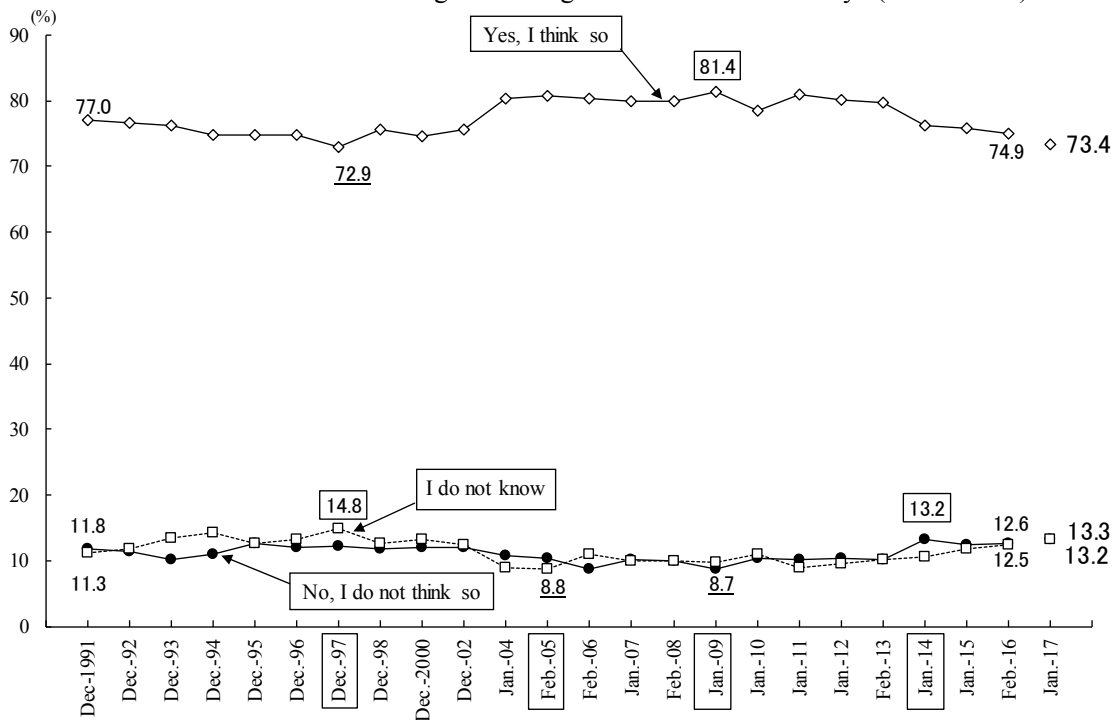
(2) Need for fostering the feelings of “love for the country”

Q2 Do you think that there is a need down the road to foster greater feelings of “love for the country” among the people?

	January 2017	(Ref.) February 2016
• Yes, I think so	73.4%	74.9%
• No, I do not think so	13.2%	12.6%
• I do not know	13.3%	12.5%



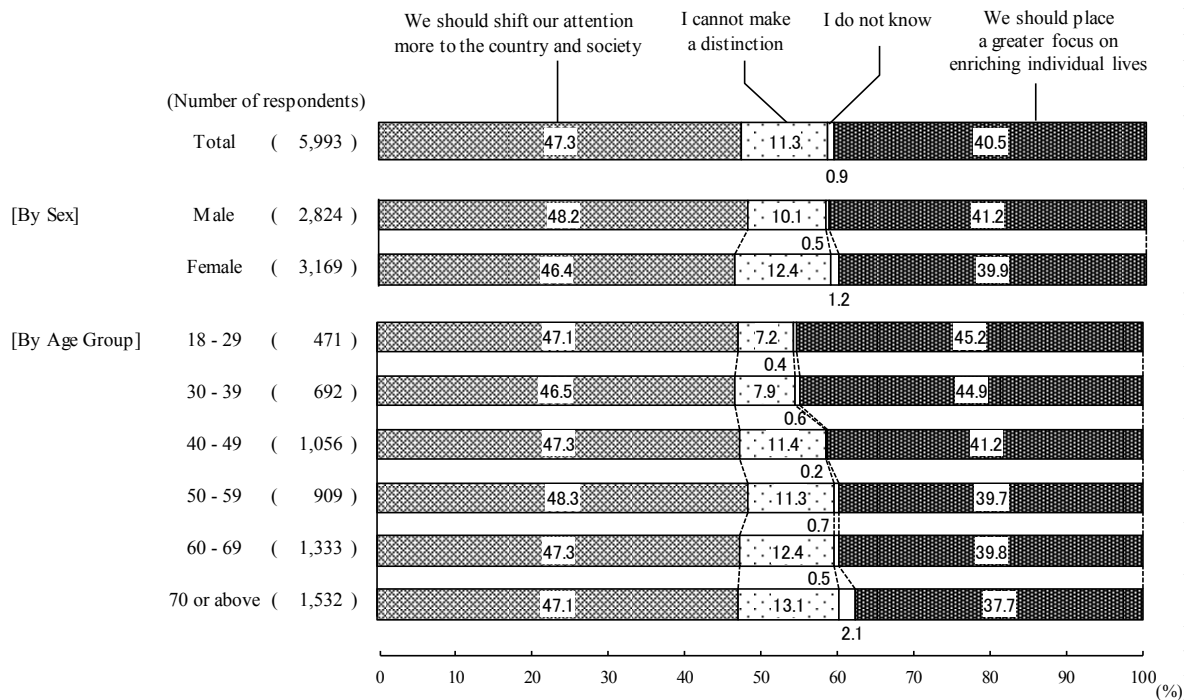
Reference: Need for fostering the feelings of “love for the country” (Time Series)



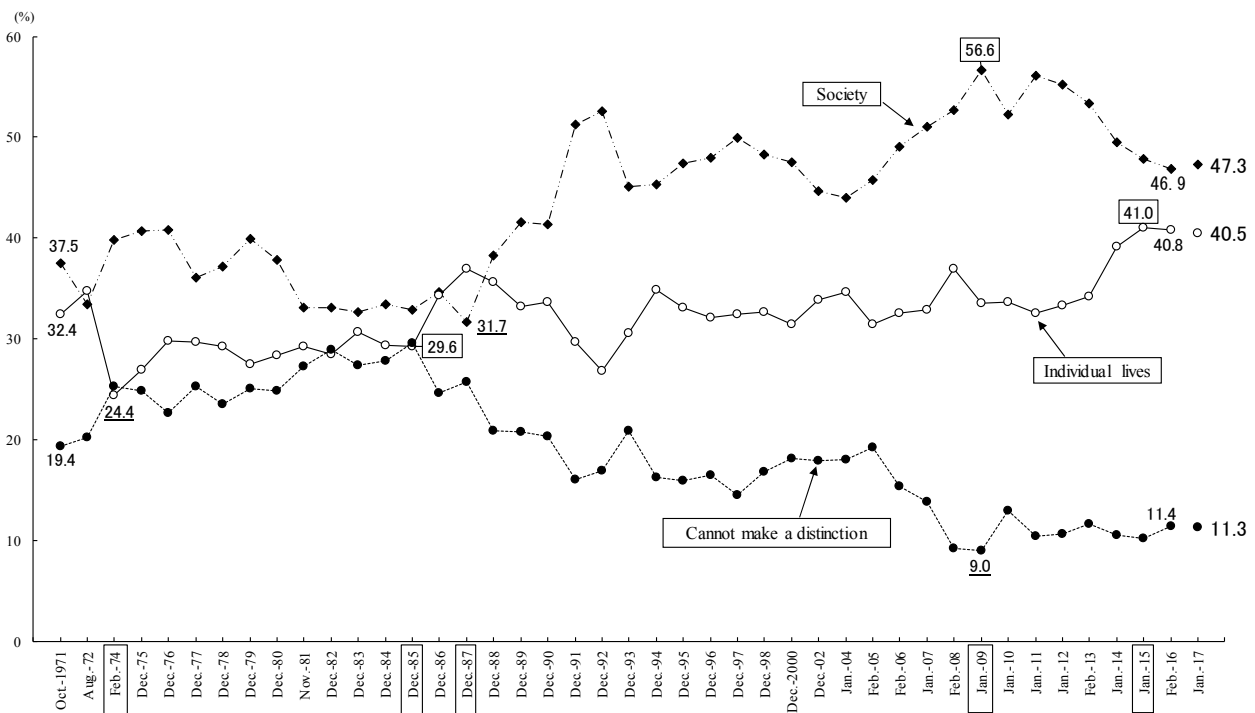
(3) Society or individual lives

Q3 There are two different views that suggest, as citizens, “We should shift our attention more to the country and society”, or that “We should place a greater focus on enriching individual lives.” Which of the two views is your personal stance closer to?

	January 2017	(Ref.) February 2016
• We should shift our attention more to the country and society	47.3%	46.9%
• We should place a greater focus on enriching individual lives	40.5%	40.8%
• I cannot make a distinction	11.3%	11.4%



Reference: Society or individual lives (Time Series)

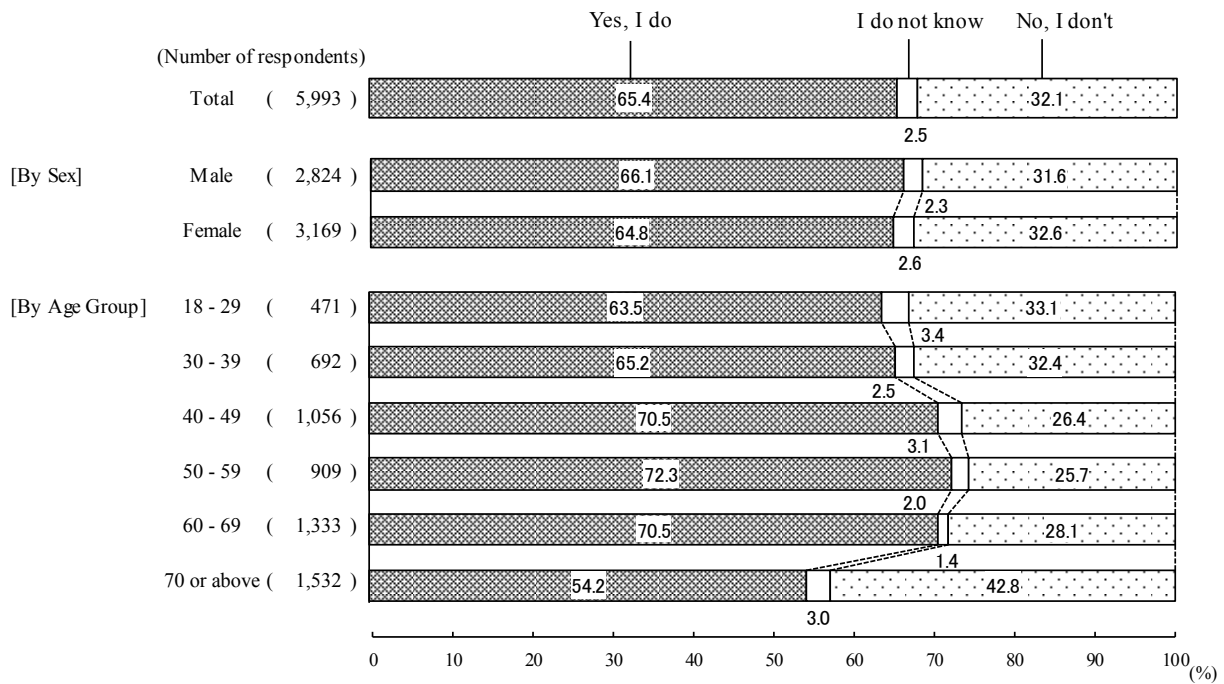


(Note) Until the December 1980 survey, Q3 was asked as follows: There are two different views that suggest, as citizens, "We should shift our attention more to the country and society from now on", or that "We should still continue to concentrate on enriching individual lives". Which of the two views is your personal stance closer to?

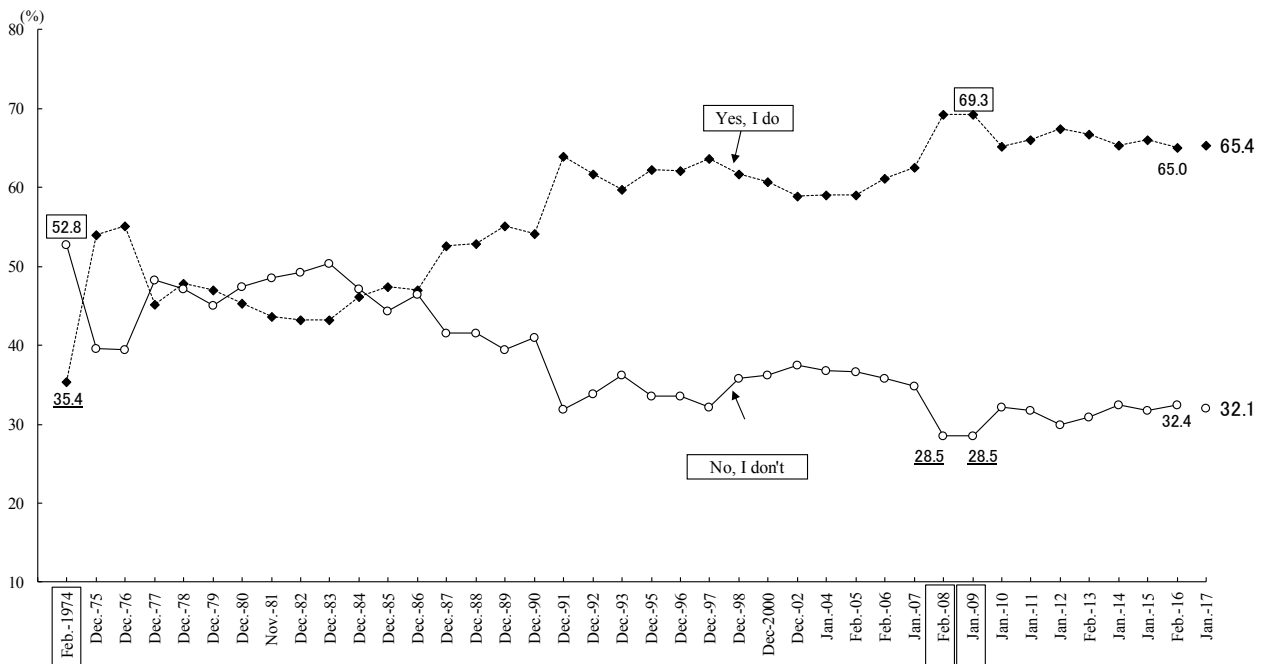
(4) Wish to serve society

Q4 Do you normally think about wanting to serve society in some way as a member of society?

	January 2017	(Ref.) February 2016
• Yes, I do	65.4%	65.0%
• No, I don't	32.1%	32.4%



Reference: Wish to serve society (Time Series)



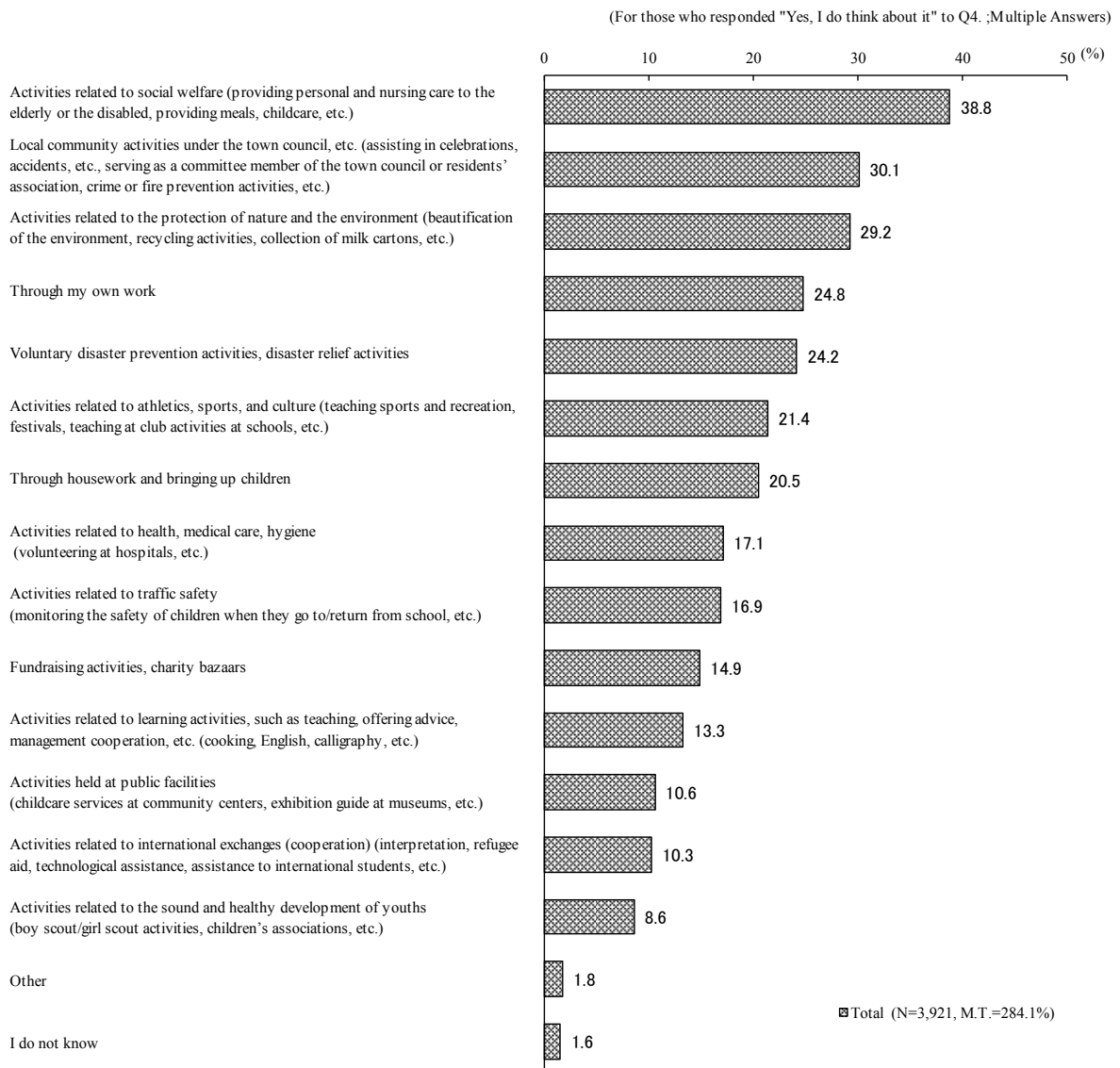
A. Ways to serve society

*SQ (For 3,921 people who responded "Yes, I do." to Q4.)
In what ways do you wish to serve society? Please select all applicable answers. (M.A.)*

(Top 5 Items)

	January 2017	(Ref.) February 2016
• Activities related to social welfare	38.8%	35.1% *
• Local community activities under the town council, etc.	30.1%	32.9%
• Activities related to the protection of nature and the environment	29.2%	31.6%
• Through my own work	24.8%	25.0%
• Voluntary disaster prevention activities, disaster relief activities	24.2%	25.4%

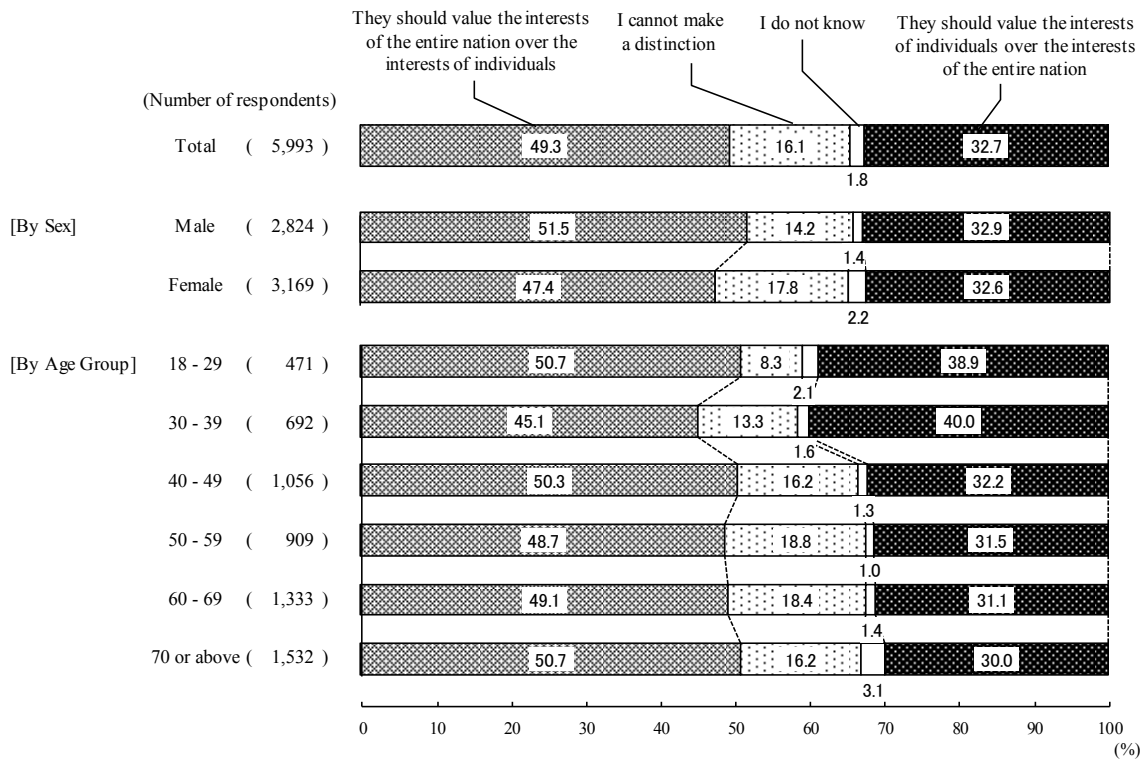
* The answer choice read "Activities related to social welfare (providing care to the elderly or the disabled, taking care of acquaintances, providing meals, childcare, etc.)" in the February 2016 survey.



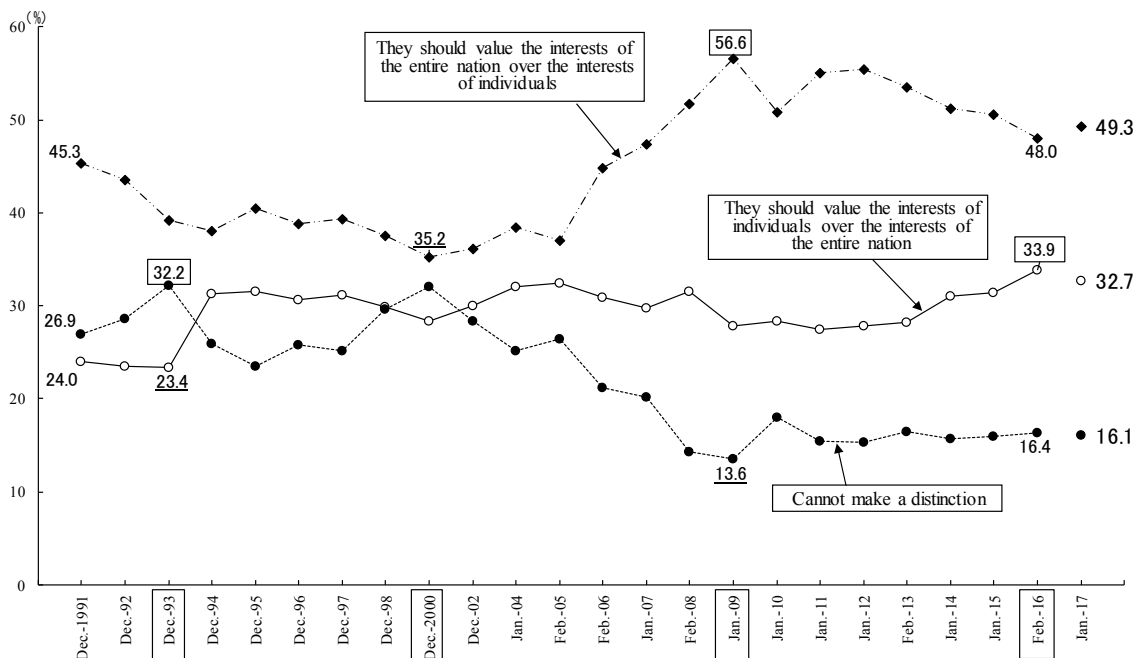
(5) Interests of the entire nation or interests of individuals?

Q5 Do you think that the Japanese people should from now on value the interests of the entire nation over the interests of individuals? Conversely, do you think that they should value the interests of individuals over the interests of the entire nation?

- | | | |
|--|--------------|----------------------|
| | January 2017 | (Ref.) February 2016 |
| • They should value the interests of the entire nation over the interests of individuals | 49.3% | 48.0% |
| • They should value the interests of individuals over the interests of the entire nation | 32.7% | 33.9% |
| • I cannot make a distinction | 16.1% | 16.4% |



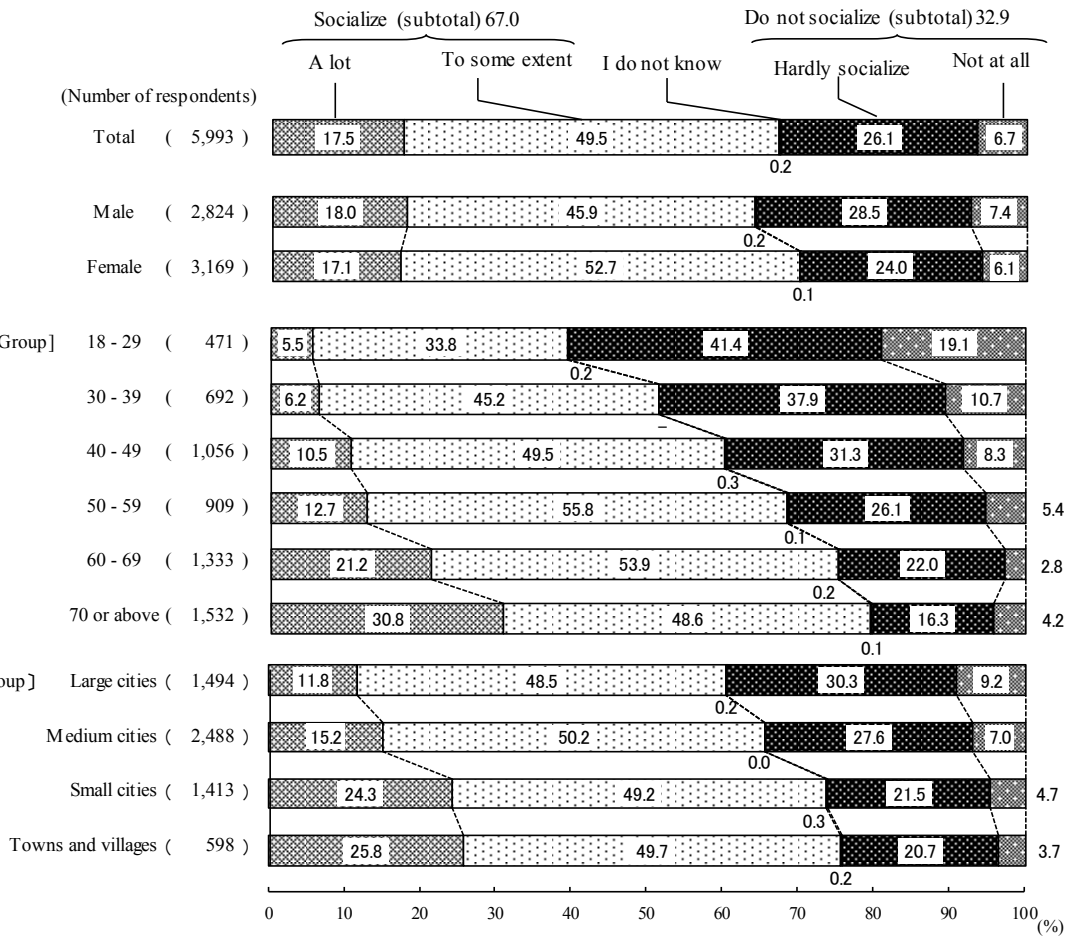
Reference: Interests of the entire nation or interests of individuals? (Time Series)



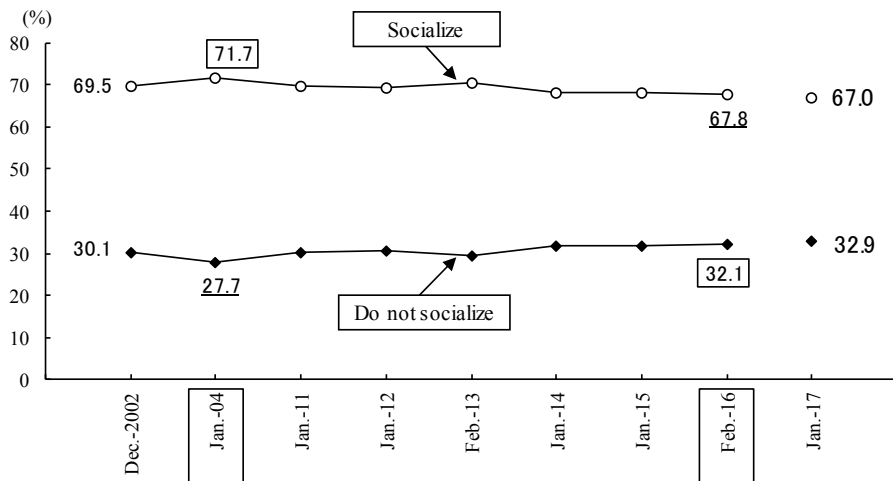
(6) Current degree of socializing with the local community

*Q6 To what degree do you socialize with the local community?
Please select one answer from the following.*

	January 2017	(Ref.) February 2016
• Socialize (subtotal)	67.0%	67.8%
• A lot	17.5%	16.9%
• To some extent	49.5%	50.9%
• Do not socialize (subtotal)	32.9%	32.1%
• Hardly socialize	26.1%	25.6%
• Not at all	6.7%	6.5%



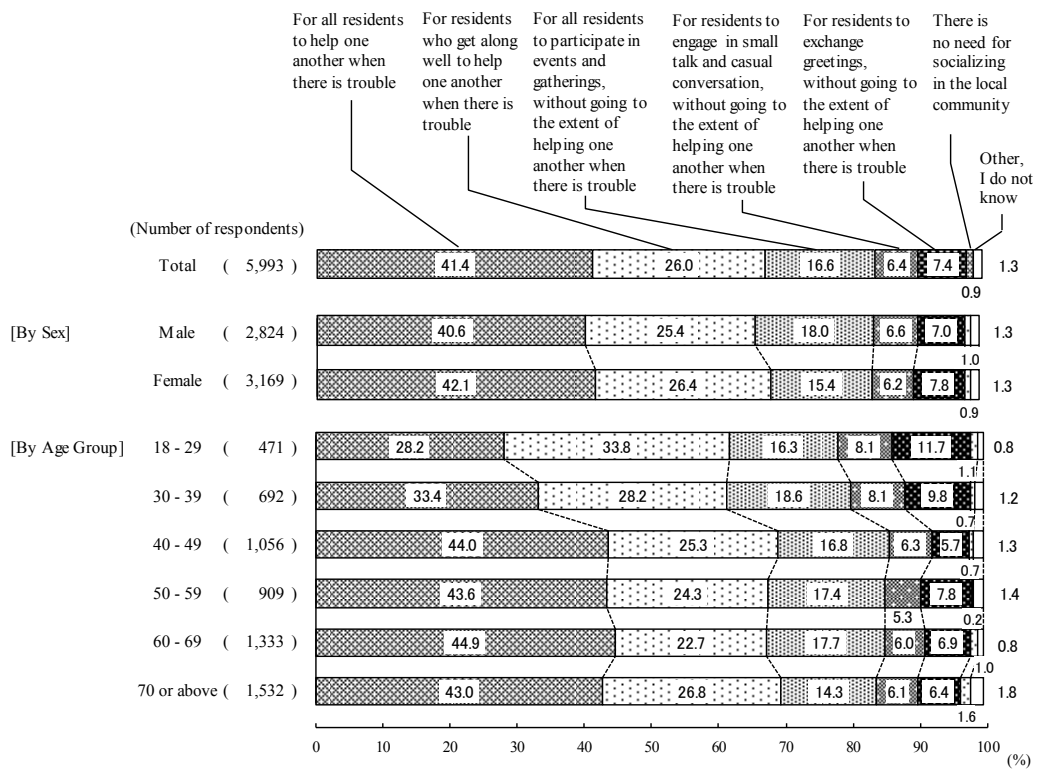
Reference: Current degree of socializing with the local community (Time Series)



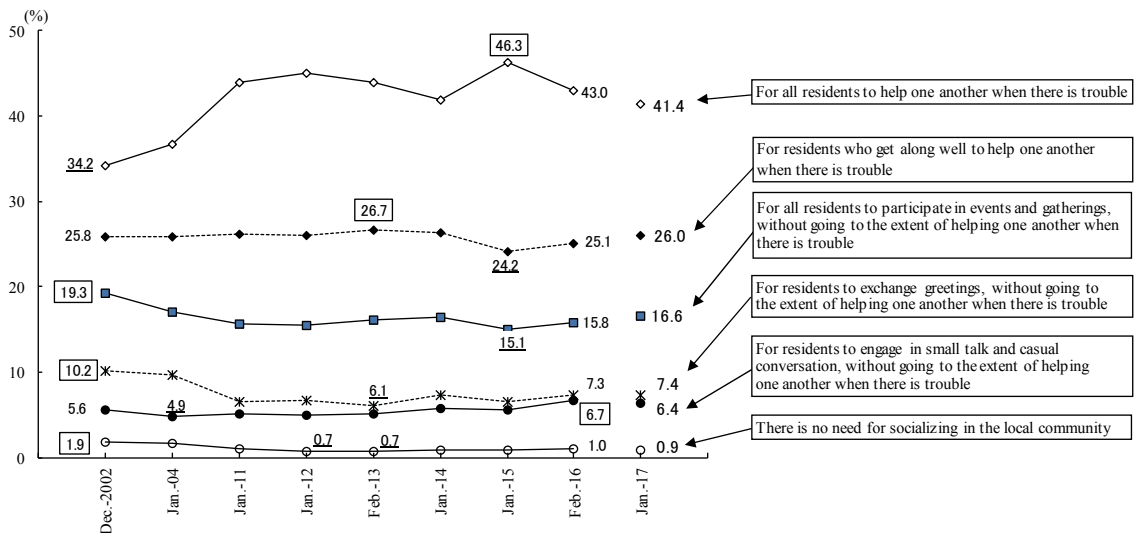
(7) Desirable degree of socializing in the local community

*Q7 What do you think is the desirable degree of socializing in the local community?
Please select one answer from the following.*

	January 2017	(Ref.) February 2016
• For all residents to help one another when there is trouble	41.4%	43.0%
• For residents who get along well to help one another when there is trouble	26.0%	25.1%
• For all residents to participate in events and gatherings, without going to the extent of helping one another when there is trouble	16.6%	15.8%
• For residents to engage in small talk and casual conversation, without going to the extent of helping one another when there is trouble	6.4%	6.7%
• For residents to exchange greetings, without going to the extent of helping one another when there is trouble	7.4%	7.3%
• There is no need for socializing in the local community	0.9%	1.0%



Reference: Desirable degree of socializing in the local community (Time Series)



2. Awareness of the Current State of Society

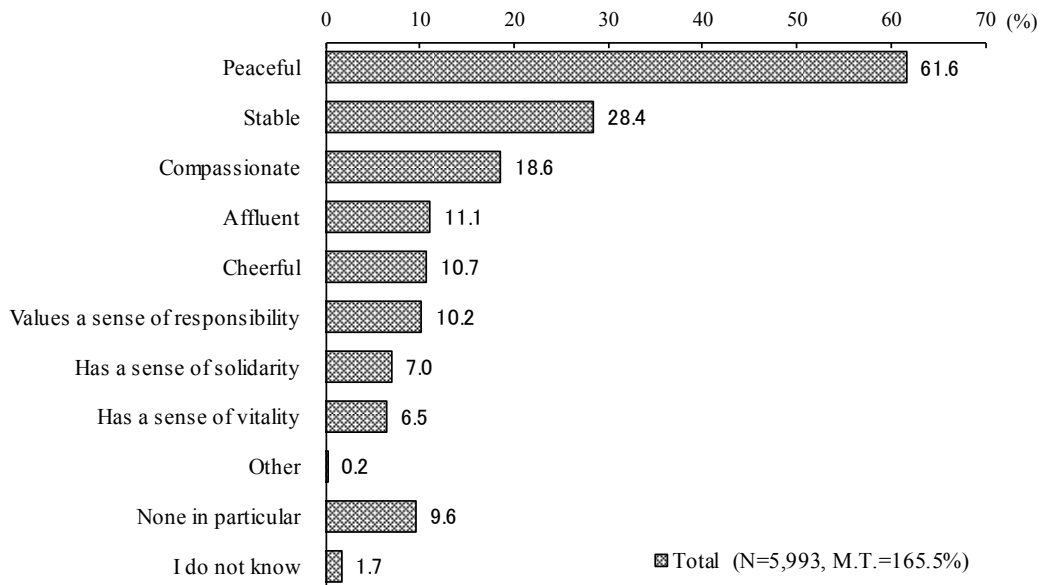
(1) Current social condition (positive image)

Q8 If you were to sum up the positive image of the current social condition in a few words, which expression do you think would be suitable? Please select all applicable answers. (M.A.)

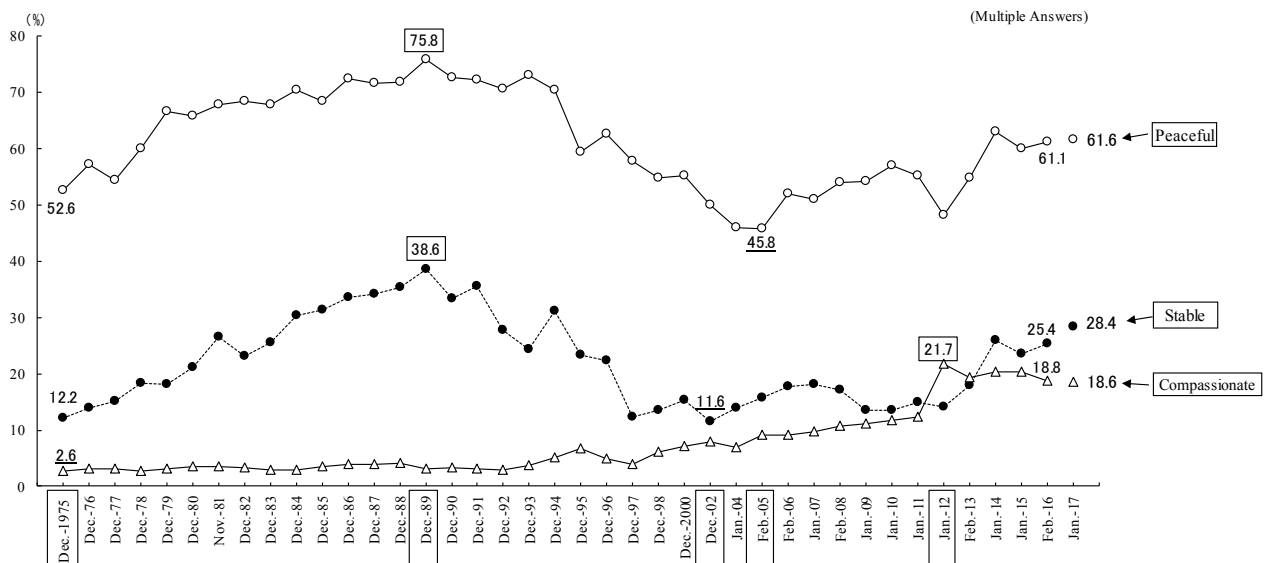
(Top 3 Items)

	January 2017	(Ref.) February 2016
• Peaceful	61.6%	61.1%
• Stable	28.4%	25.4%
• Compassionate	18.6%	18.8%

(Multiple Answers)



Reference: Current social condition (positive image) (Top 3 Items, Time Series)



(Note) Until the December 1997 survey, Q8 was asked as follows:

"If you were to sum up the positive sense of the current social condition in a few words, which expression do you think would be suitable?"

(2) Current social condition (negative image)

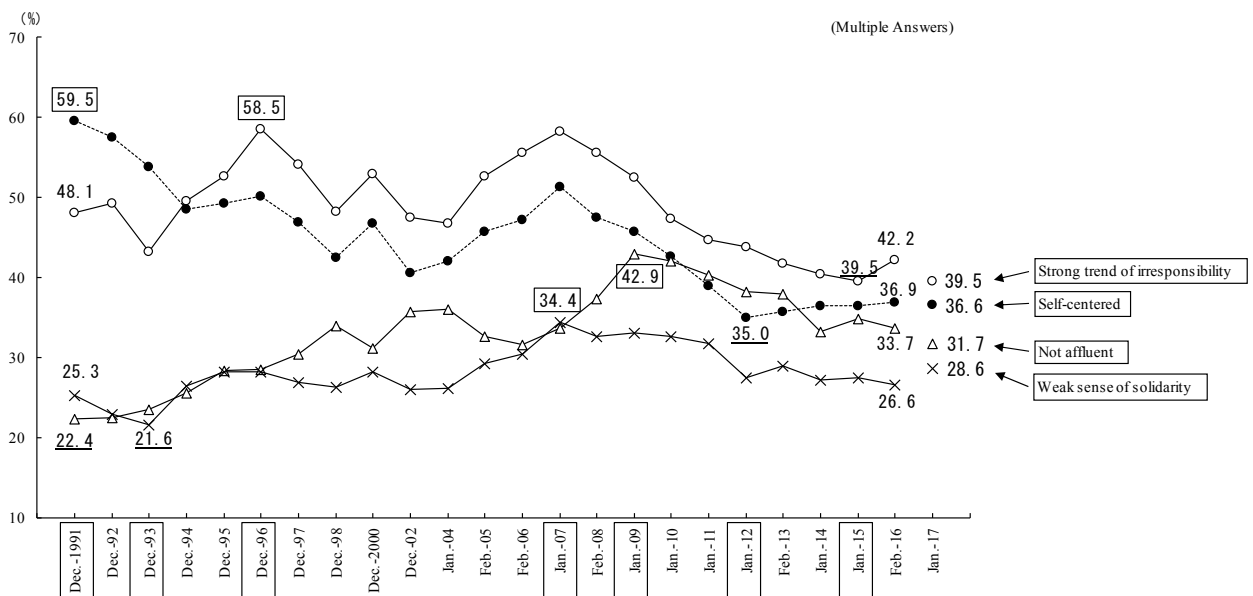
Q9 If you were to sum up the negative image of the current social condition in a few words, which expression do you think would be suitable? Please select all applicable answers. (M.A.)

	January 2017	(Ref.) February 2016
• Strong trend of irresponsibility	39.5%	42.2%
• Self-centered	36.6%	36.9%
• Not affluent	31.7%	33.7%
• Weak sense of solidarity	28.6%	26.6%

(Multiple Answers)



Reference: Current social condition (negative image) (Top 4 Items, Time Series)



(Note) Until the December 1997 survey, Q9 was asked as follows:
 "Next, which expression do you think would be suitable for negative sense?"

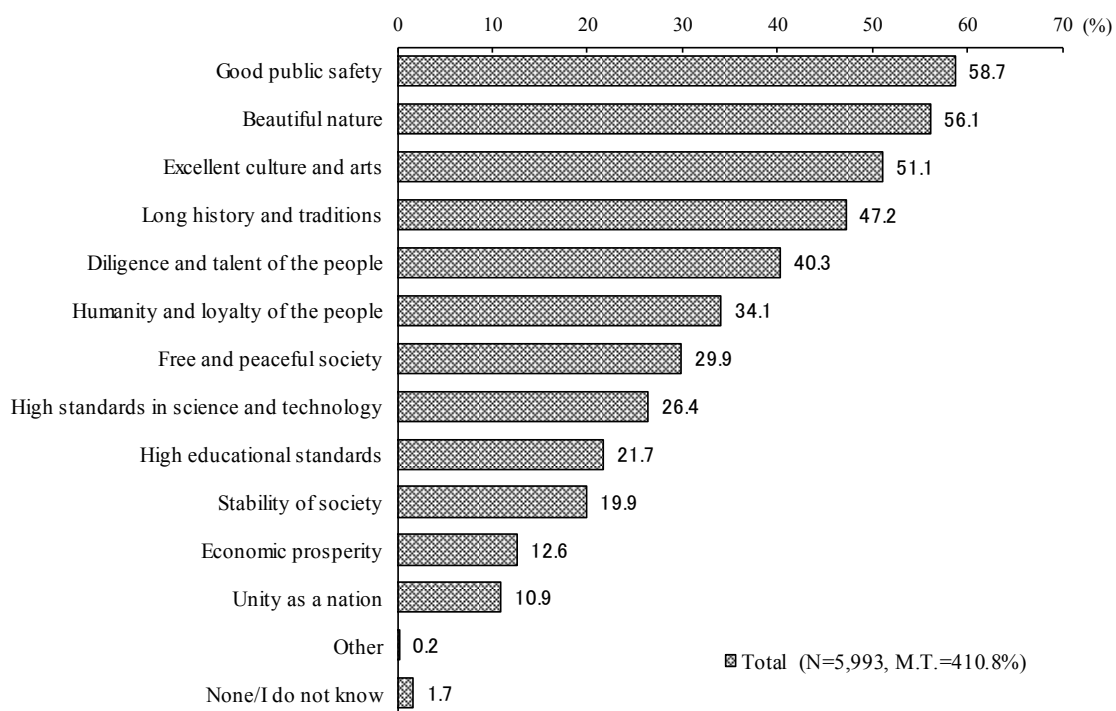
(3) Pride in Japan

Q10 What do you take pride in with respect to Japan and the people of Japan?
Please select all applicable answers. (M.A.)

(Top 4 Items)

	January 2017	(Ref.) February 2016
• Good public safety	58.7%	56.6%
• Beautiful nature	56.1%	55.4%
• Excellent culture and arts	51.1%	49.9%
• Long history and traditions	47.2%	46.6%

(Multiple Answers)



Pride in Japan by Age Group (Top 4 Items)

(Multiple Answers, %)

	Good public safety	Beautiful nature	Excellent culture and arts	Long history and traditions
18-29	58.4	43.3	52.4	43.1
30-39	64.2	49.4	56.8	43.5
40-49	63.7	55.3	54.9	45.2
50-59	62.7	60.2	57.0	53.5
60-69	61.3	62.8	52.4	50.4
70 or above	48.2	55.3	41.0	44.9

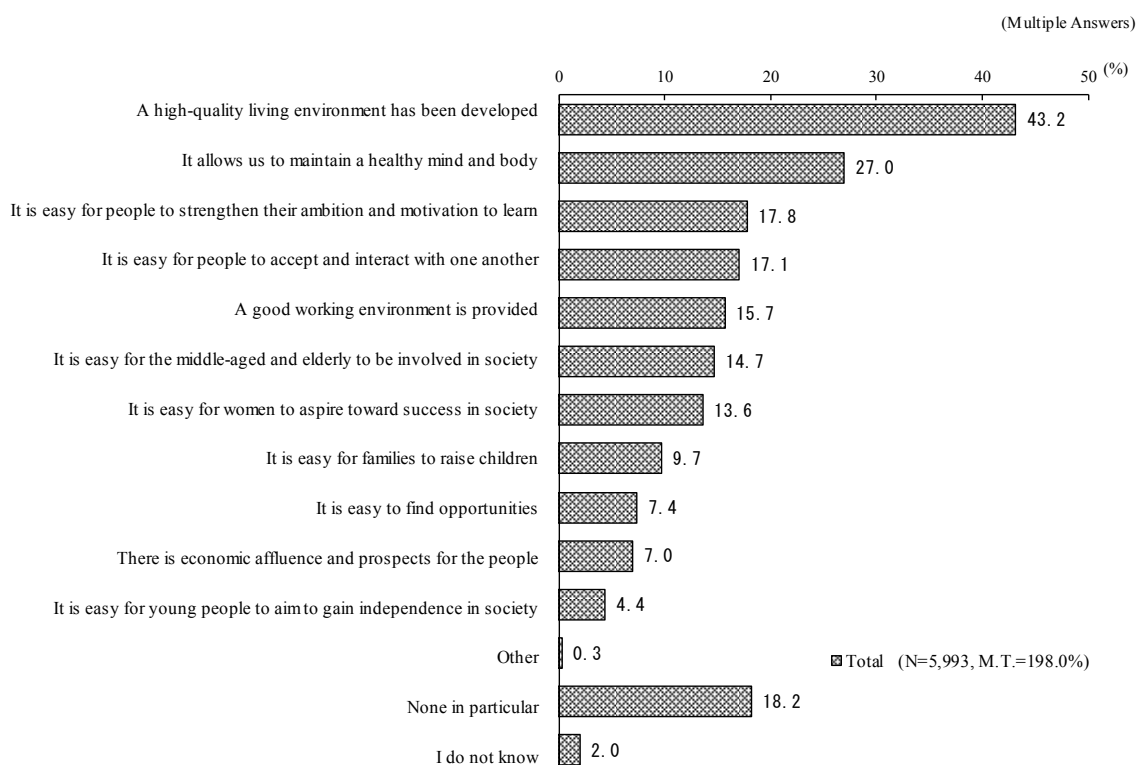
(4) Aspects of satisfaction in current society (Satisfied)

Q11 In which aspects are you satisfied with the current society?
Please select all applicable answers. (M.A.)

(Top 6 Items)

	January 2017	(Ref.) February 2016
• A high-quality living environment has been developed	43.2%	42.7%
• It allows us to maintain a healthy mind and body	27.0%	27.0%
• It is easy for people to strengthen their ambition and motivation to learn	17.8%	17.9%
• It is easy for people to accept and interact with one another	17.1%	17.1%
• A good working environment is provided	15.7%	— *
• It is easy for the middle-aged and elderly to be involved in society	14.7%	12.8%
• None in particular	18.2%	19.6%

* The answer choice read "It is easy to choose a working style " (17.3%) in the February 2016 survey.



Aspects of satisfaction in current society (Satisfied) by Age Group (Top 6 Items)

(Multiple Answers, %)

	A high-quality living environment has been developed	It allows us to maintain a healthy mind and body	It is easy for people to strengthen their ambition and motivation to learn	It is easy for people to accept and interact with one another	A good working environment is provided	It is easy for the middle-aged and elderly to be involved in society
18-29	49.5	34.0	18.3	15.7	18.5	8.9
30-39	50.3	28.8	14.3	14.7	17.8	8.8
40-49	47.3	26.7	16.8	13.4	17.9	9.5
50-59	49.7	25.7	20.1	16.5	18.6	11.4
60-69	40.0	27.7	20.3	19.3	15.7	17.9
70 or above	34.1	24.6	16.3	19.6	10.8	21.9

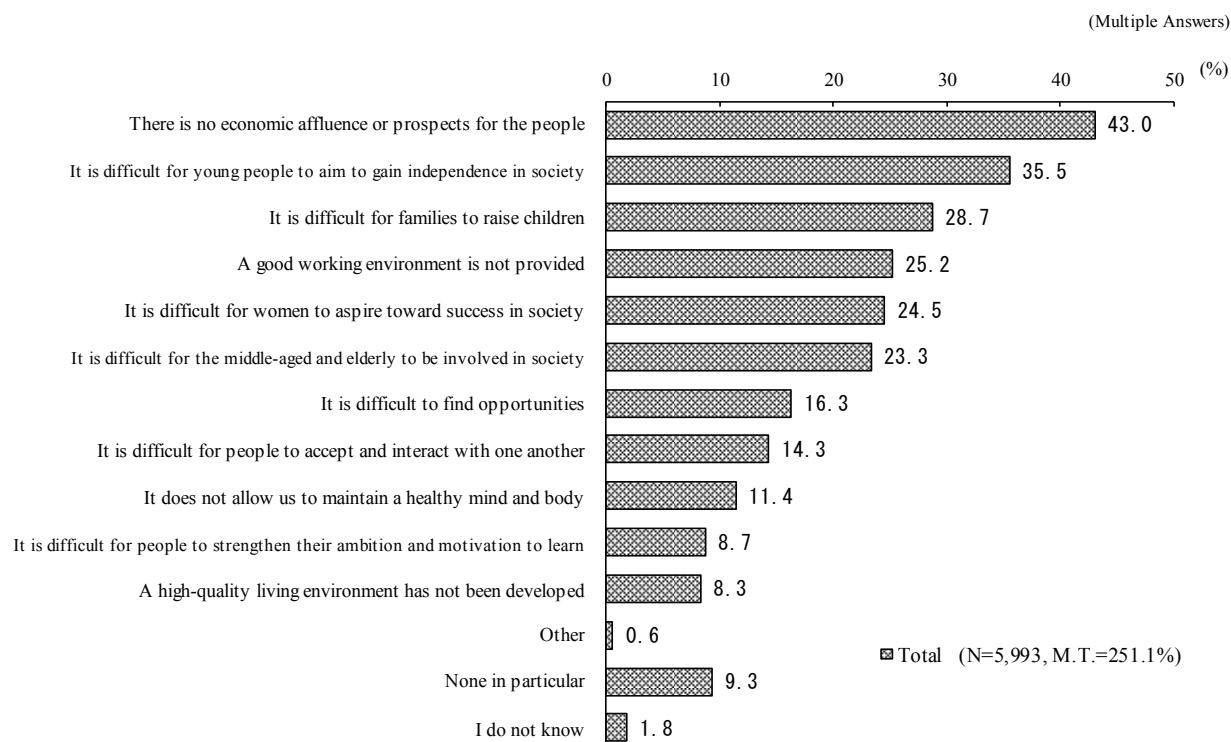
(5) Aspects of satisfaction in current society (Dissatisfied)

*Q12 In which aspects are you not satisfied with the current society?
Please select all applicable answers. (M.A.)*

(Top 6 Items)

	January 2017	(Ref.) February 2016
• There is no economic affluence or prospects for the people	43.0%	44.4%
• It is difficult for young people to aim to gain independence in society	35.5%	37.1%
• It is difficult for families to raise children	28.7%	28.5%
• A good working environment is not provided	25.2%	— *
• It is difficult for women to aspire toward success in society	24.5%	23.5%
• It is difficult for the middle-aged and elderly to be involved in society	23.3%	25.2%

* The answer choice read " It is difficult to choose a working style"(21.7%) in the February 2016 survey.



Aspects of satisfaction in current society (Dissatisfied) by Age Group (Top 6 Items)

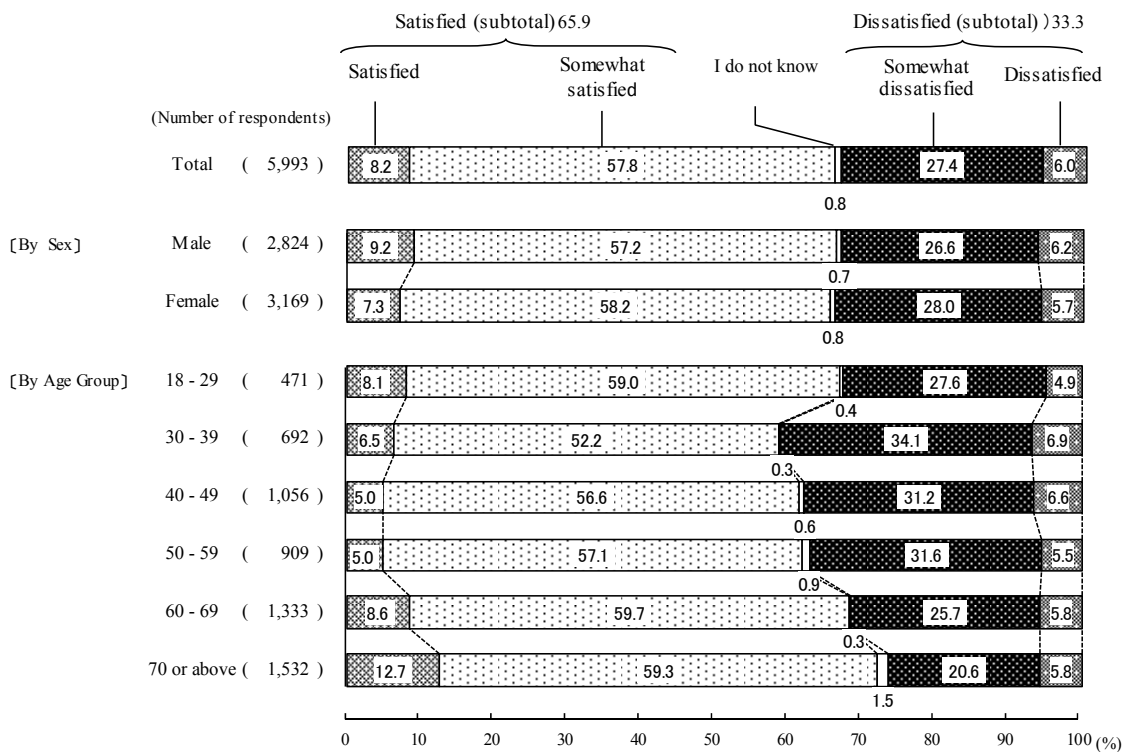
(Multiple Answers, %)

	There is no economic affluence or prospects for the people	It is difficult for young people to aim to gain independence in society	It is difficult for families to raise children	A good working environment is not provided	It is difficult for women to aspire toward success in society	It is difficult for the middle-aged and elderly to be involved in society
18-29	41.0	30.1	32.7	26.5	26.1	20.2
30-39	49.0	33.2	40.2	35.4	35.0	19.8
40-49	49.9	40.5	35.2	30.9	32.9	24.7
50-59	43.5	42.6	30.3	31.0	30.4	28.8
60-69	43.7	40.9	28.1	23.9	22.6	24.5
70 or above	35.2	26.0	17.4	13.9	11.7	20.6

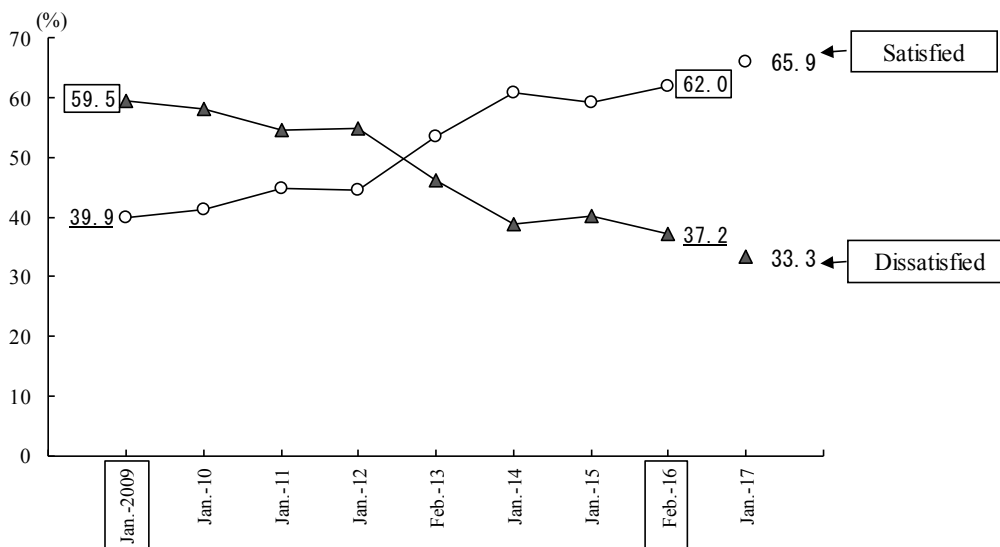
(6) Satisfaction of current society on the whole

*Q13 Are you satisfied with the current society on the whole?
Please select one answer from the following.*

	January 2017	(Ref.) February 2016
• Satisfied (subtotal)	65.9%	62.0%
• Satisfied	8.2%	7.1%
• Somewhat satisfied	57.8%	54.9%
• Dissatisfied (subtotal)	33.3%	37.2%
• Somewhat dissatisfied	27.4%	31.0%
• Dissatisfied	6.0%	6.3%



Reference: Satisfaction of current society on the whole (Time Series)

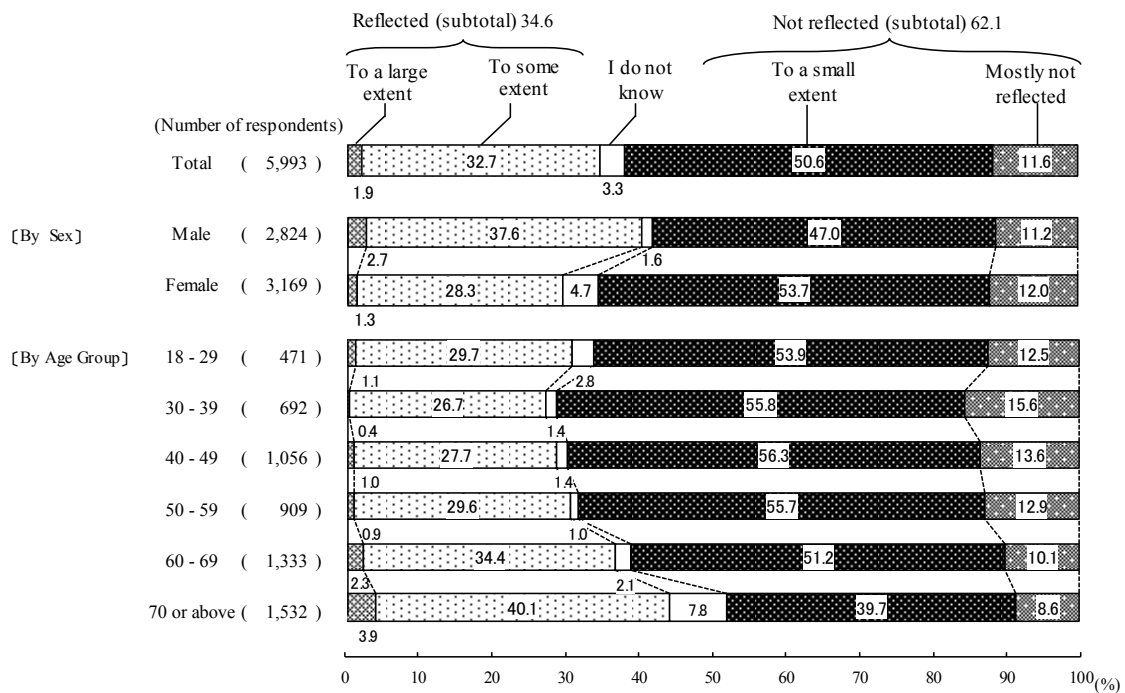


3. Evaluation of the Government's Policies

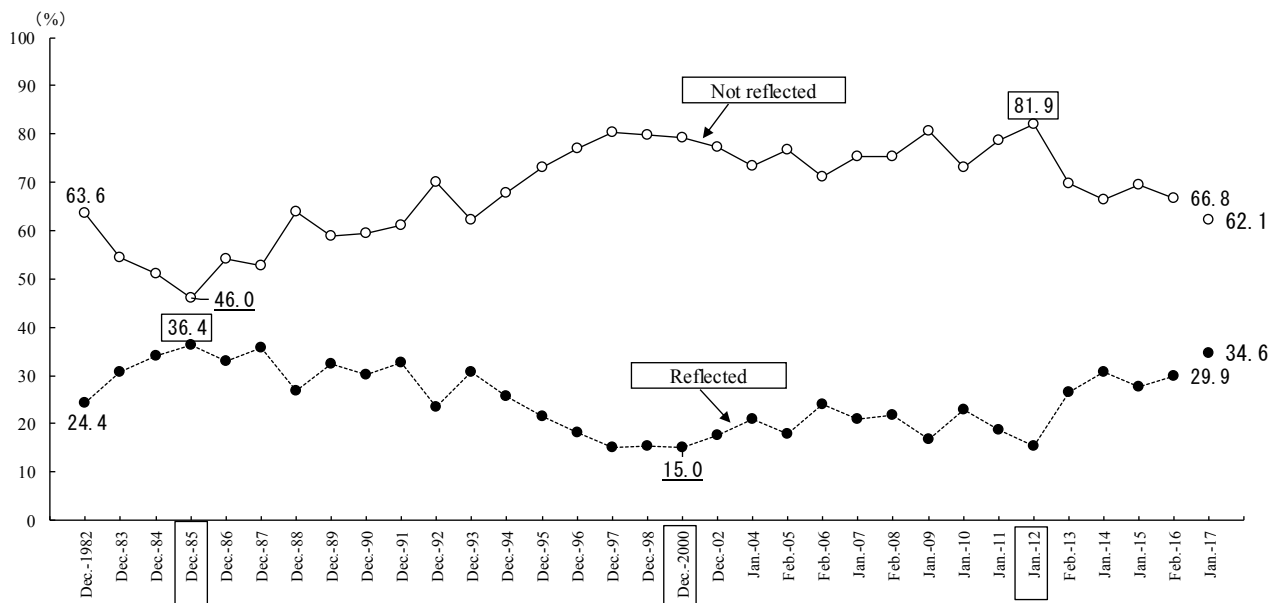
(1) Reflection of public opinion in the government's policies

Q14 Overall, to what extent do you think that the ideas and views of the people are reflected in the government's policies? Please select one answer from the following.

	January 2017	(Ref.) February 2016
• Reflected (subtotal)	34.6%	29.9%
• To a large extent	1.9%	1.6%
• To some extent	32.7%	28.3%
• Not reflected (subtotal)	62.1%	66.8%
• To a small extent	50.6%	52.2%
• Mostly not reflected	11.6%	14.6%



Reference: Reflection of public opinion in the government's policies (Time Series)

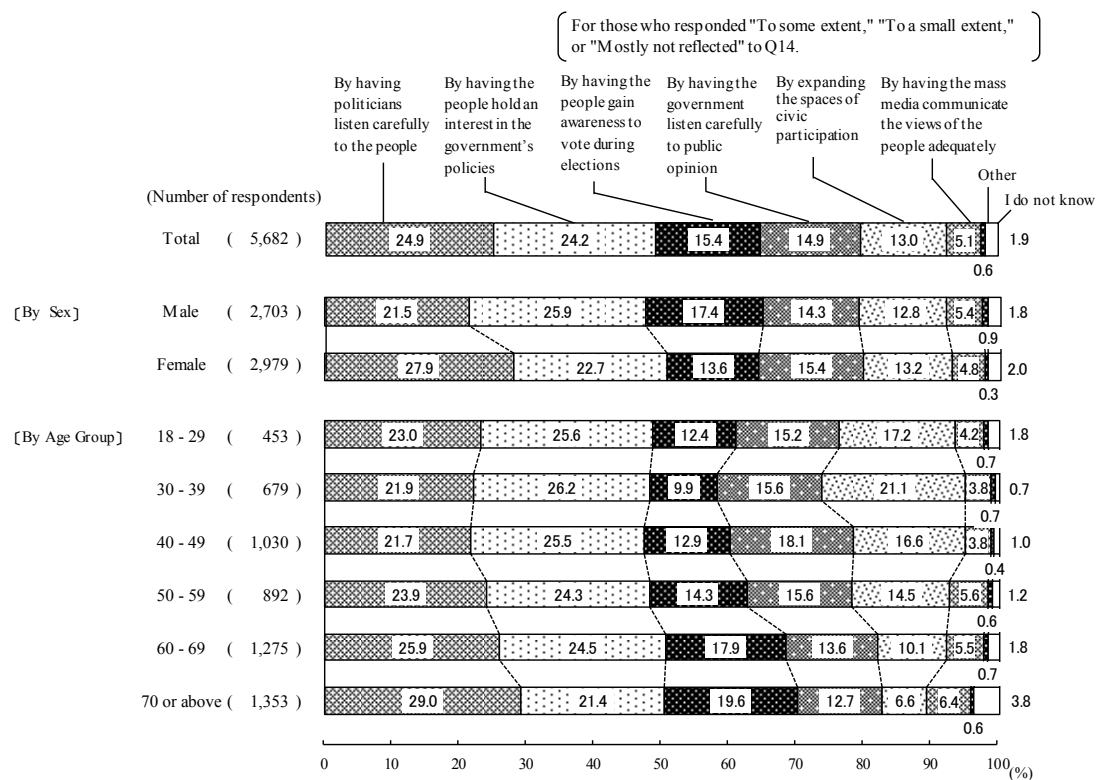


A. Methods of reflecting public opinion in the government's policies

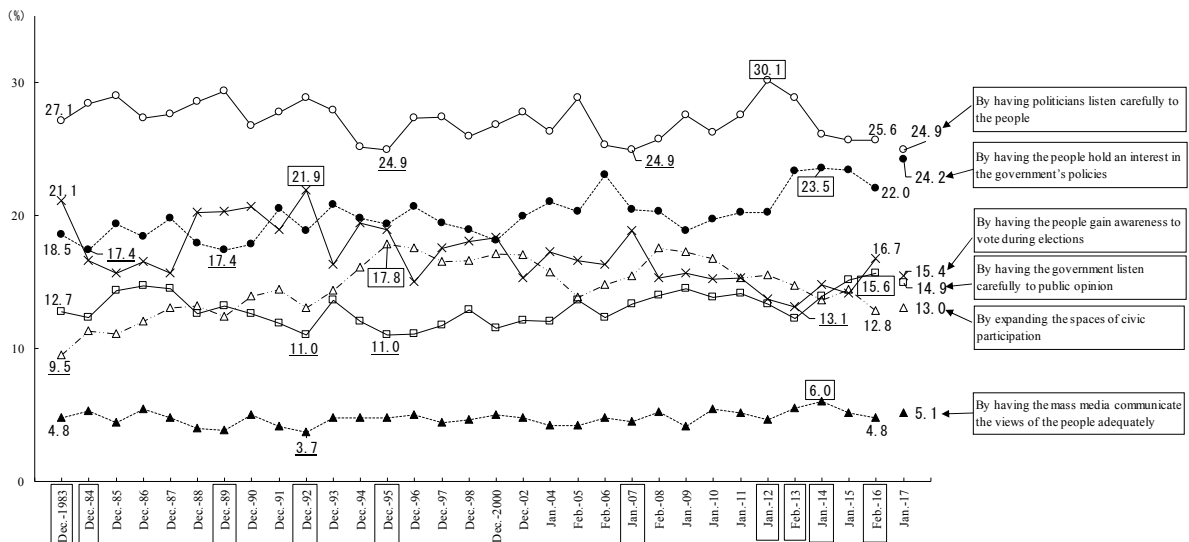
SQ (For 5,682 people who responded "To some extent", "To a small extent" or "Mostly not reflected" to Q14.)

What do you think can be done to improve the extent to which the ideas and views of the people are reflected in the government's policies? Please select one answer from the following.

	January 2017	(Ref.) February 2016
• By having politicians listen carefully to the people	24.9%	25.6%
• By having the people hold an interest in the government's policies	24.2%	22.0%
• By having the people gain awareness to vote during elections	15.4%	16.7%
• By having the government listen carefully to public opinion	14.9%	15.6%
• By expanding the spaces of civic participation	13.0%	12.8%
• By having the mass media communicate the views of the people adequately	5.1%	4.8%



Reference: Methods of reflecting public opinion in the government's policies (Time Series)



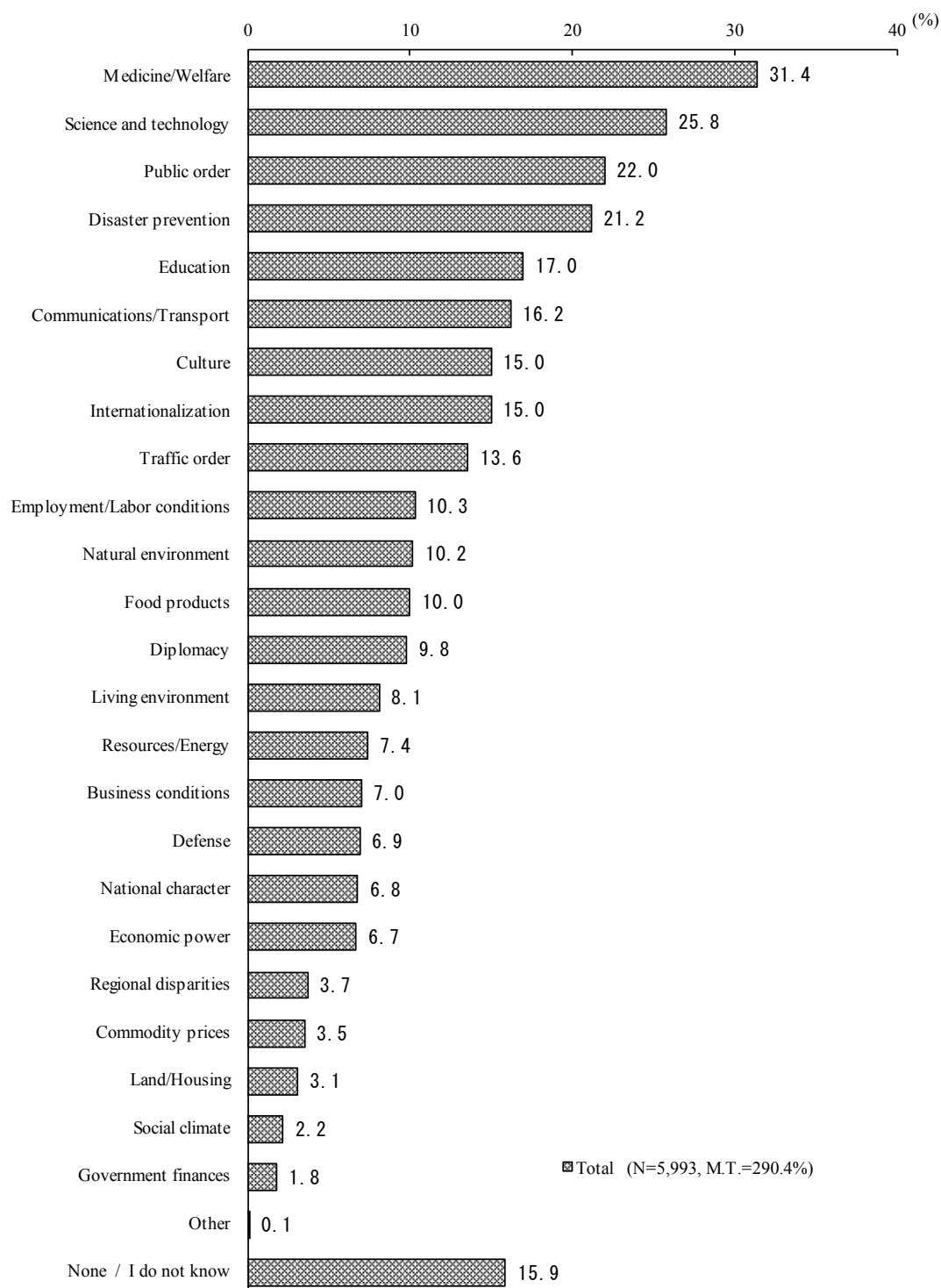
(2) The areas which are heading toward a positive direction

Q15 With regard to the current situation in Japan, which are the areas that you think are heading toward a positive direction? Please select all applicable answers. (M.A.)

(Top 4 Items)

	January 2017	(Ref.) February 2016
• Medicine/Welfare	31.4%	29.2%
• Science and technology	25.8%	29.1%
• Public order	22.0%	19.8%
• Disaster Prevention	21.2%	19.1%

(Multiple Answers)



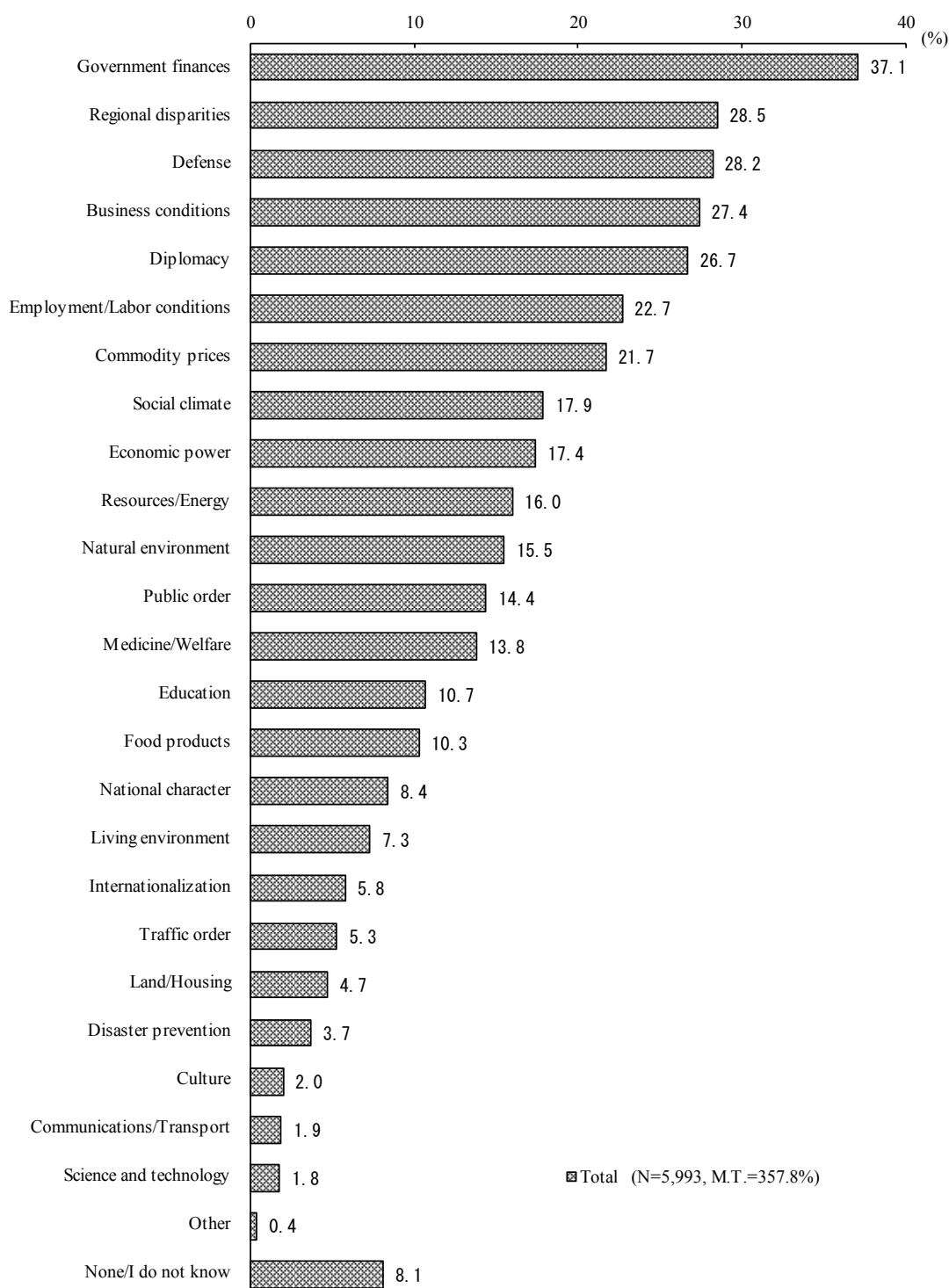
(3) The areas which are heading toward a negative direction

Q16 With regard to the current situation in Japan, which are the areas that you think are heading toward a negative direction? Please select all applicable answers. (M.A.)

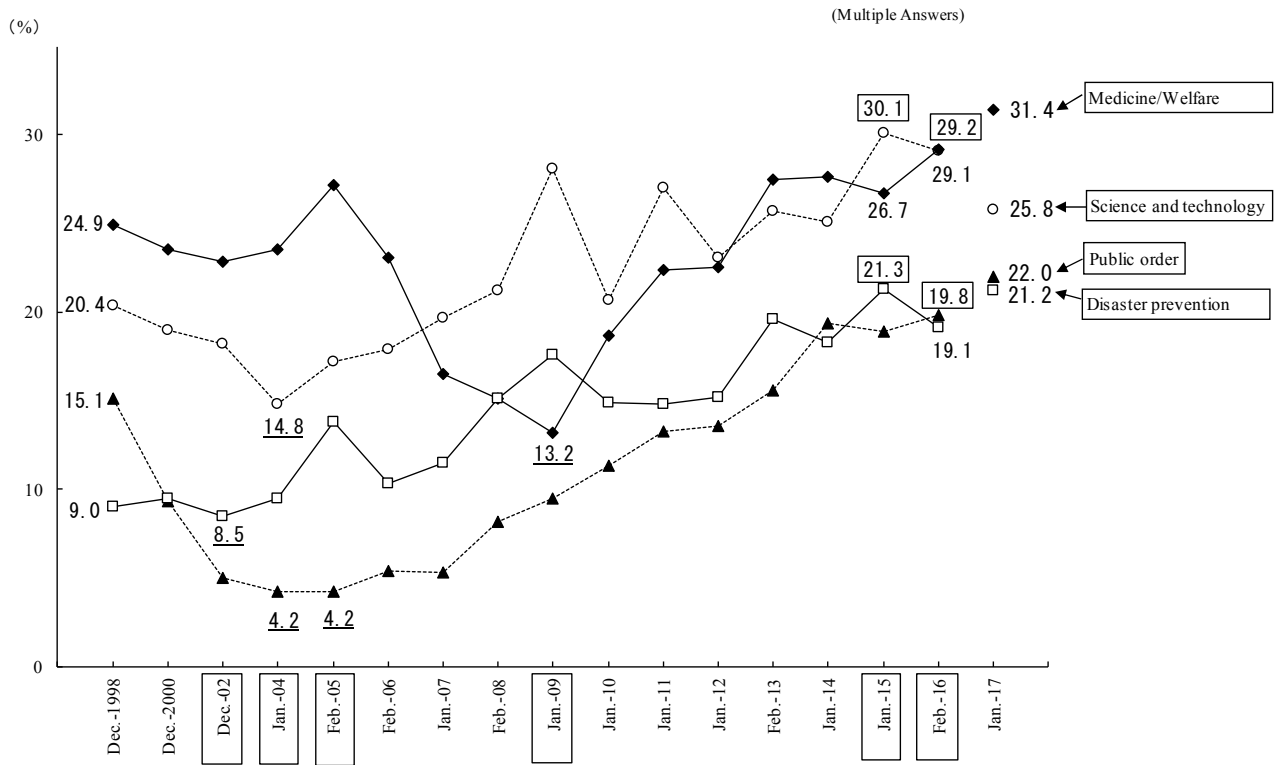
(Top 5 Items)

	January 2017	(Ref.) February 2016
• Government finances	37.1%	38.0%
• Regional disparities	28.5%	27.9%
• Defense	28.2%	24.2%
• Business conditions	27.4%	29.5%
• Diplomacy	26.7%	18.6%

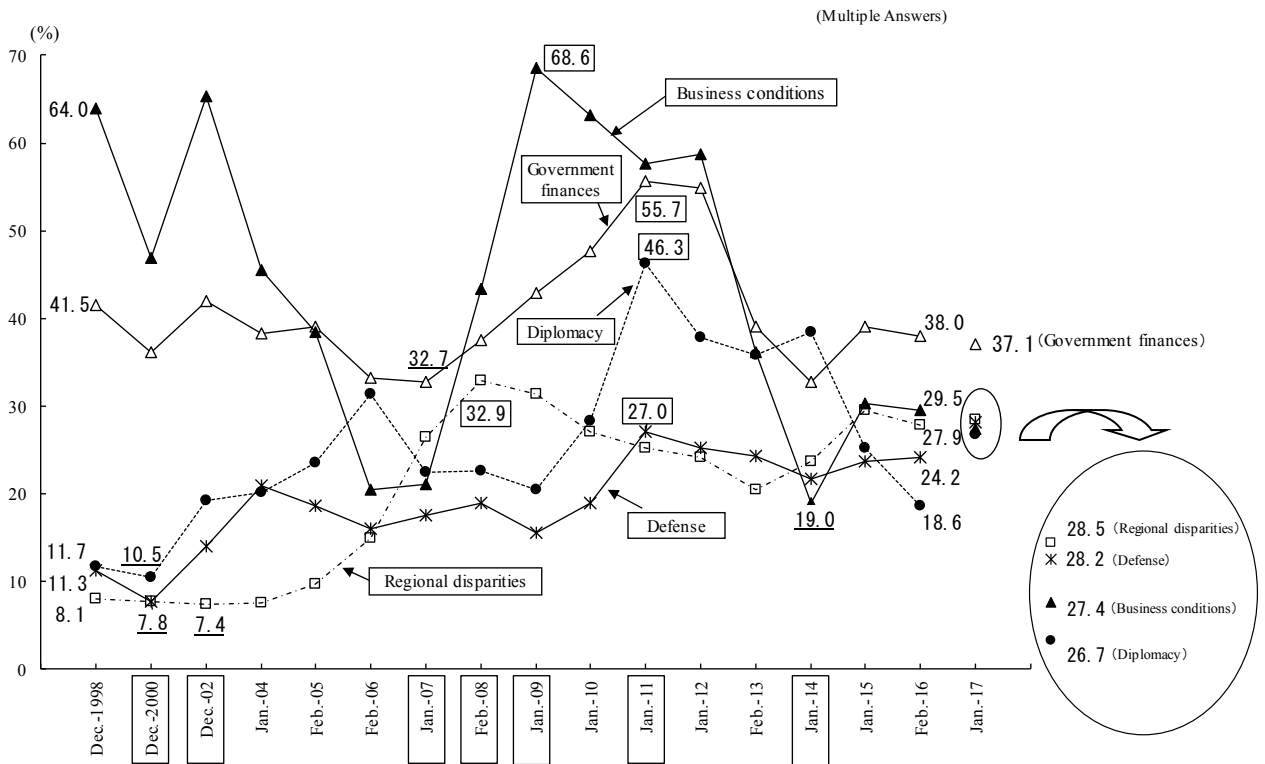
(Multiple Answers)



Reference1: The areas which are heading toward a positive direction (Top 4 Items, Time Series)



Reference2: The areas which are heading toward a negative direction (Top 5 Items, Time Series)



Public Opinion Survey on Social Awareness

January 2017

(N=5,993)

1. Relationship with the country and society

Q1. [Response Sheet 1] This question concerns your feelings of “love for the country.” Compared to other people, do you think that you have strong feelings of “love for the country”, or weak feelings of “love for the country?” Please select one answer from the following.

(16.1)	(39.8)	(38.1)	(5.3)	(0.7)
(a)	(b)	(c)	(d)	(e)
Very strong	Somewhat strong	Neutral (I do not know)	Somewhat weak	Very weak (Not at all)

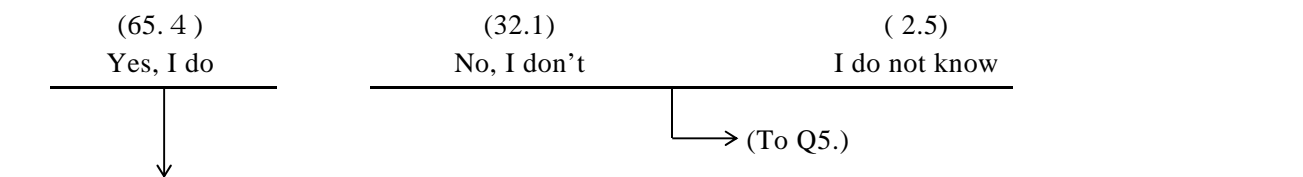
Q2. Do you think that there is a need down the road to foster greater feelings of “love for the country” among the people?

(73.4)	(13.2)	(13.3)
Yes, I think so	No, I do not think so	I do not know

Q3. [Response Sheet 2] There are two different views that suggest, as citizens, “We should shift our attention more to the country and society”, or that “We should place a greater focus on enriching individual lives.” Which of the two views is your personal stance closer to?

(47.3)	(40.5)	(11.3)	(0.9)
(a)	(b)		
We should shift our attention more to the country and society	We should place a greater focus on enriching individual lives	I cannot make a distinction	I do not know

Q4. Do you normally think about wanting to serve society in some way as a member of society?



(For those who responded “Yes, I do” in Q4.)

SQ [Response Sheet 3] In what ways do you wish to serve society?

Please select all applicable answers. (M.A.)

(N=3,921)

- (8.6) (a) Activities related to the sound and healthy development of youths (boy scout/girl scout activities, children’s associations, etc.)
- (21.4) (b) Activities related to athletics, sports, and culture (teaching sports and recreation, festivals, teaching at club activities at schools, etc.)
- (24.2) (c) Voluntary disaster prevention activities, disaster relief activities
- (10.6) (d) Activities held at public facilities (childcare services at community centers, exhibition guide at museums, etc.)
- (13.3) (e) Activities related to learning activities, such as teaching, offering advice, management cooperation, etc. (cooking, English, calligraphy, etc.)
- (10.3) (f) Activities related to international exchanges (cooperation) (interpretation, refugee aid, technological assistance, assistance to international students, etc.)
- (38.8) (g) Activities related to social welfare (providing personal and nursing care to the elderly or the disabled, providing meals, childcare, etc.)
- (17.1) (h) Activities related to health, medical care, hygiene (volunteering at hospitals, etc.)
- (29.2) (i) Activities related to the protection of nature and the environment (beautification of the environment, recycling activities, collection of milk cartons, etc.)
- (16.9) (j) Activities related to traffic safety (monitoring the safety of children when they go to/return from school, etc.)
- (14.9) (k) Fundraising activities, charity bazaars
- (30.1) (l) Local community activities under the town council, etc. (assisting in celebrations, accidents, etc., serving as a committee member of the town council or residents’ association, crime or fire prevention activities, etc.)
- (20.5) (m) Through housework and bringing up children
- (24.8) (n) Through my own work
- (1.8) Other ()
- (1.6) I do not know

(M.T.= 284.1)

(For all respondents)

Q5. [Response Sheet 4] Do you think that the Japanese people should from now on value the interests of the entire nation over the interests of individuals? Conversely, do you think that they should value the interests of individuals over the interests of the entire nation?

- (49.3) (a) They should value the interests of the entire nation over the interests of individuals
- (32.7) (b) They should value the interests of individuals over the interests of the entire nation
- (16.1) I cannot make a distinction
- (1.8) I do not know

Q6. [Response Sheet 5] To what degree do you socialize with the local community?

Please select one answer from the following.

- (17.5) (a) I socialize a lot
 - (49.5) (b) I socialize to some extent
 - (26.1) (c) I hardly socialize
 - (6.7) (d) I do not socialize at all
 - (0.2) I do not know
-

Q7. [Response Sheet 6] What do you think is the desirable degree of socializing in the local community?

Please select one answer from the following.

- (41.4) (a) For all residents to help one another when there is trouble
 - (26.0) (b) For residents who get along well to help one another when there is trouble
 - (16.6) (c) For all residents to participate in events and gatherings, without going to the extent of helping one another when there is trouble
 - (6.4) (d) For residents to engage in small talk and casual conversation, without going to the extent of helping one another when there is trouble
 - (7.4) (e) For residents to exchange greetings, without going to the extent of helping one another when there is trouble
 - (0.9) (f) There is no need for socializing in the local community
 - (0.2) Other ()
 - (1.1) I do not know
-

2. Awareness of the current state of society

Q8. [Response Sheet 7] If you were to sum up the positive image of the current social condition in a few words, which expression do you think would be suitable? Please select all applicable answers. (M.A.)

- (61.6) (a) Peaceful
- (11.1) (b) Affluent
- (28.4) (c) Stable
- (10.2) (d) Values a sense of responsibility
- (7.0) (e) Has a sense of solidarity
- (18.6) (f) Compassionate
- (10.7) (g) Cheerful
- (6.5) (h) Has a sense of vitality
- (0.2) Other ()
- (9.6) None in particular
- (1.7) I do not know

(M.T.=165.5)

Q9. [Response Sheet 8] If you were to sum up the negative image of the current social condition in a few words, which expression do you think would be suitable? Please select all applicable answers. (M.A.)

- (23.1) (a) There is much to be anxious and frustrated about
- (31.7) (b) Not affluent
- (12.1) (c) Fickle and superficial
- (39.5) (d) Strong trend of irresponsibility
- (28.6) (e) Weak sense of solidarity
- (36.6) (f) Self-centered
- (6.9) (g) Gloomy
- (16.9) (h) No sense of vitality
- (0.4) Other ()
- (5.1) None in particular
- (1.8) I do not know

(M.T.=202.8)

Q10 [Response Sheet 9] What do you take pride in with respect to Japan and the people of Japan?
Please select all applicable answers. (M.A.)

- (47.2) (a) Long history and traditions
- (51.1) (b) Excellent culture and arts
- (56.1) (c) Beautiful nature
- (34.1) (d) Humanity and loyalty of the people
- (40.3) (e) Diligence and talent of the people
- (21.7) (f) High educational standards
- (26.4) (g) High standards in science and technology
- (12.6) (h) Economic prosperity
- (10.9) (i) Unity as a nation
- (19.9) (j) Stability of society
- (58.7) (k) Good public safety
- (29.9) (l) Free and peaceful society
- (0.2) Other ()
- (1.7) None / I do not know

(M.T.=410.8)

Q11. [Response Sheet 10] In which aspects are you satisfied with the current society?

Please select all applicable answers. (M.A.)

- (43.2) (a) A high-quality living environment has been developed
- (15.7) (b) A good working environment is provided
- (7.0) (c) There is economic affluence and prospects for the people
- (7.4) (d) It is easy to find opportunities
- (17.1) (e) It is easy for people to accept and interact with one another
- (17.8) (f) It is easy for people to strengthen their ambition and motivation to learn
- (27.0) (g) It allows us to maintain a healthy mind and body
- (4.4) (h) It is easy for young people to aim to gain independence in society
- (9.7) (i) It is easy for families to raise children
- (13.6) (j) It is easy for women to aspire toward success in society
- (14.7) (k) It is easy for the middle-aged and elderly to be involved in society
- (0.3) Other ()
- (18.2) None in particular
- (2.0) I do not know

(M.T.=198.0)

Q12. [Response Sheet 11] In which aspects are you not satisfied with the current society?

Please select all applicable answers. (M.A.)

- (8.3) (a) A high-quality living environment has not been developed
- (25.2) (b) A good working environment is not provided
- (43.0) (c) There is no economic affluence or prospects for the people
- (16.3) (d) It is difficult to find opportunities
- (14.3) (e) It is difficult for people to accept and interact with one another
- (8.7) (f) It is difficult for people to strengthen their ambition and motivation to learn
- (11.4) (g) It does not allow us to maintain a healthy mind and body
- (35.5) (h) It is difficult for young people to aim to gain independence in society
- (28.7) (i) It is difficult for families to raise children
- (24.5) (j) It is difficult for women to aspire toward success in society
- (23.3) (k) It is difficult for the middle-aged and elderly to be involved in society
- (0.6) Other ()
- (9.3) None in particular
- (1.8) I do not know

(M.T.=251.1)

Q13. [Response Sheet 12] Are you satisfied with the current society on the whole?

Please select one answer from the following.

- | | | | | |
|-----------|--------------------|-----------------------|--------------|---------------|
| (8.2) | (57.8) | (27.4) | (6.0) | (0.8) |
| (a) | (b) | (c) | (d) | |
| Satisfied | Somewhat satisfied | Somewhat dissatisfied | Dissatisfied | I do not know |

3. Evaluation of the government's policies

Q14. [Response Sheet 13] Overall, to what extent do you think that the ideas and views of the people are reflected in the government's policies? Please select one answer from the following.

(1.9)	(32.7)	(50.6)	(11.6)	(3.3)
(a)	(b)	(c)	(d)	
To a large extent	To some extent	To a small extent	Mostly not reflected	I do not know
<hr/>				
↓	↓	↓	↓	↓
→(To Q15.)				→ (To Q15.)

(For those who responded "(b) To some extent," "(c) To a small extent," and "(d) Mostly not reflected" in Q14.)

SQ [Response Sheet 14] What do you think can be done to improve the extent to which the ideas and views of the people are reflected in the government's policies?

Please select one answer from the following.

(N=5,682)

- (24.9) (a) By having politicians listen carefully to the people
- (24.2) (b) By having the people hold an interest in the government's policies
- (5.1) (c) By having the mass media communicate the views of the people adequately
- (15.4) (d) By having the people gain awareness to vote during elections
- (14.9) (e) By having the government listen carefully to public opinion
- (13.0) (f) By expanding the spaces of civic participation
- (0.6) Other ()
- (1.9) I do not know

(For all respondents)

Q15. [Response Sheet 15] With regard to the current situation in Japan, which are the areas that you think are heading toward a positive direction? Please select all applicable answers. (M.A.)

- | | | |
|--|---|---------------------------------|
| (9.8) (a) Diplomacy | (25.8) (l) Science and technology | (6.8) (v) National character |
| (6.9) (b) Defense | (7.4) (m) Resources/Energy | (2.2) (w) Social climate |
| (1.8) (c) Government finances | (10.0) (n) Food products | (3.7) (x) Regional disparities |
| (3.5) (d) Commodity prices | (10.2) (o) Natural environment | (15.0) (y) Internationalization |
| (7.0) (e) Business conditions | (8.1) (p) Living environment | (0.1) Other () |
| (6.7) (f) Economic power | (21.2) (q) Disaster prevention | (15.9) None/I do not know |
| (10.3) (g) Employment/
Labor conditions | (22.0) (r) Public order | |
| (31.4) (h) Medicine/Welfare | (3.1) (s) Land/Housing | |
| (17.0) (i) Education | (16.2) (t) Communications/
Transport | |
| (15.0) (j) Culture | (13.6) (u) Traffic order | (M.T.=290.4) |

Q16. [Response Sheet 15] With regard to the current situation in Japan, which are the areas that you think are heading toward a negative direction? Please select all applicable answers. (M.A.)

- | | | |
|--|---|---------------------------------|
| (26.7) (a) Diplomacy | (1.8) (l) Science and technology | (8.4) (v) National character |
| (28.2) (b) Defense | (16.0) (m) Resources/Energy | (17.9) (w) Social climate |
| (37.1) (c) Government finances | (10.3) (n) Food products | (28.5) (x) Regional disparities |
| (21.7) (d) Commodity prices | (15.5) (o) Natural environment | (5.8) (y) Internationalization |
| (27.4) (e) Business conditions | (7.3) (p) Living environment | (0.4) Other () |
| (17.4) (f) Economic power | (3.7) (q) Disaster prevention | (8.1) None/I do not know |
| (22.7) (g) Employment/
Labor conditions | (14.4) (r) Public order | |
| (13.8) (h) Medicine/Welfare | (4.7) (s) Land/Housing | |
| (10.7) (i) Education | (1.9) (t) Communications/
Transport | |
| (2.0) (j) Culture | (5.3) (u) Traffic order | (M.T.=357.8) |

<<Respondent's Profile>>

Finally, please provide us with the following information about yourself, in order to facilitate the statistical analysis of your responses.

F1 [Sex]

(47.1) Male (52.9) Female

F2 [Age] How old are you?

(1.4) 18 - 19	(8.9) 40 - 44	(13.0) 65 - 69
(3.1) 20 - 24	(8.7) 45 - 49	(9.5) 70 - 74
(3.3) 25 - 29	(7.8) 50 - 54	(8.0) 75 - 79
(5.4) 30 - 34	(7.3) 55 - 59	(8.0) 80 or above
(6.1) 35 - 39	(9.2) 60 - 64	

F3 [Response Sheet 16] [Employment status] Which of the following applies to your employment status?

- (47.7) (a) Employed (including executive officer)
- (8.5) (b) Self-employed (including home-based work)
- (2.3) (c) Family worker
- (41.4) (d) Unemployed (including homemaker, student)
- (0.0) No response

(For those who responded "a. Employed (including executive officer)", "b. Self-employed (including home-based work)", "c. Family worker" in F3.)

SQ-a [Occupation] What is your occupation?
(Write down specific details, and circle the applicable job category below.)
(N=3,510)

[]

- (7.0) Administrative or Managerial Worker
- (16.7) Professional or Technical Worker
- (19.2) Clerical Worker
- (27.9) Sales, Service, or Security Worker
- (3.4) Agriculture, Forestry, or Fishery Worker
- (25. 6) Production, Transportation, Construction or Related Worker
- (0.1) No response

(For those who responded "d. Unemployed (including homemaker, student)" in F3.)

SQ-b [Response Sheet 18] [Homemaker, student, other unemployed]
Which of the following is applicable to you?

- (N=2,482)
- (46.5) (a) Housewife
 - (1.8) (b) Househusband
 - (5.8) (c) Student
 - (45.8) (d) Other

(For those who responded "a. Employed (including executive officer)" in F3.)

SQ-c [Response Sheet 17] [Type of Employment]
Which of the following is applicable to you?
(N=2,861)

- (6.0) (a) Executive officer
- (58.8) (b) Regular staff/employee
- (35.0) (c) Non-regular staff/employee
(including contract staff and staff dispatched from worker dispatching agencies)
- (0.3) No response

(For all respondents)

F4. [No. of people in the household] What is the number of people who share the family budget in your household, including yourself? (Not including domestic helpers)

(10.1)	(31.3)	(24.1)	(19.9)	(8.9)	(3.7)	(2.0)	(0.1)
1 person	2 people	3 people	4 people	5 people	6 people	7 people or more	No response

F5 [Response Sheet 19] [Household] Which of the following categories is applicable to your household?

(10.1)	(a)	One-person household
(25.7)	(b)	One-generation household (married couple only)
(50.7)	(c)	Two-generation household (parents and child/children)
(12.0)	(d)	Three-generation household (parents, child/children, and grandchild/grandchildren)
(1.5)	(e)	Other household types
(0.1)		No response

F6 [Response Sheet 20] [Marital status] Are you married? Please select one answer.

(72.0)	(12.5)	(15.5)	(0.0)
(a)	(b)	(c)	
Married (with spouse)	Married (divorced/widowed)	Unmarried	No response

F7 [With/Without child/children] Do you have any children? Please include grown child/children or child/children who do not live with you.

(77.8)	I have a child/children	(22.2)	I do not have any children	(0.1)	No response
--------	-------------------------	--------	----------------------------	-------	-------------

↓
→ (To F8.)

(For those who responded “I have a child/children” in F7.)

SQ [Response Sheet 21][Growth stages of the child/children] Which growth stage is your child/children in?
Please choose the answers applicable to all your children. (M.A.)

(N=4,660)

(12.0)	(a)	Baby, infant, or preschooler
(13.3)	(b)	Elementary school student
(8.6)	(c)	Middle school student
(8.2)	(d)	High school student
(7.4)	(e)	College, postgraduate, junior college, or vocational school student
(68.9)	(f)	Has already completed his/her schooling
(0.3)		Other ()
(0.3)		No response

(M.T.=119.1)

(For all respondents)

F8. [No. of years of residence] How many years have you lived in this city (ward/town/village)?

(3.6)	(5.6)	(7.8)	(15.7)	(67.3)	(0.0)
Less than 2 years	2 years - Less than 5 years	5 years - Less than 10 years	10 years - Less than 20 years	20 years or more	No response

F9. [Response Sheet 22][Degree of satisfaction with life]

Overall, how satisfied are you with your current life? Please select one answer from the following.

(18.5)	(63.4)	(13.1)	(3.4)	(1.3)	(0.2)
(a)	(b)	(c)	(d)		
Satisfied	Somewhat satisfied	Somewhat dissatisfied	Dissatisfied	Neither	I do not know

F10. [Response Sheet 23][Troubles and anxiety in everyday life]

Do you feel worried or anxious in your everyday life? Please select one answer from the following.

(14.7)	(48.5)	(26.2)	(10.3)	(0.3)
(a)	(b)	(c)	(d)	
Yes	To some extent	Not really	Not at all	I do not know

F11. [Response Sheet 24][Living standards]

Compared to the general public, what do you think is the standard of living for your household?
Please select one answer from the following.

(1.3)	(13.8)	(59.6)	(19.7)	(3.6)	(2.1)
(a)	(b)	(c)	(d)	(e)	
High	Upper-middle	Middle	Lower-middle	Low	I do not know

F12. [Response Sheet 25] [Source of information on social trend]

What are the sources you use to obtain information on social trend? Please choose all applicable answers.
(M.A.)

- (89.4) (a) Television
- (17.2) (b) Radio
- (61.5) (c) Newspaper
- (16.1) (d) Books and magazines
- (50.7) (e) Internet (other than (f))
- (10.9) (f) SNS (Twitter, Facebook, etc.)
- (30.9) (g) Family, friends and acquaintances
- (0.1) Other ()
- (0.1) I do not know

(M.T.=277.1)